

STATE OF FLORIDA  
DEPARTMENT OF TRANSPORTATION

CONTRACT PLANS

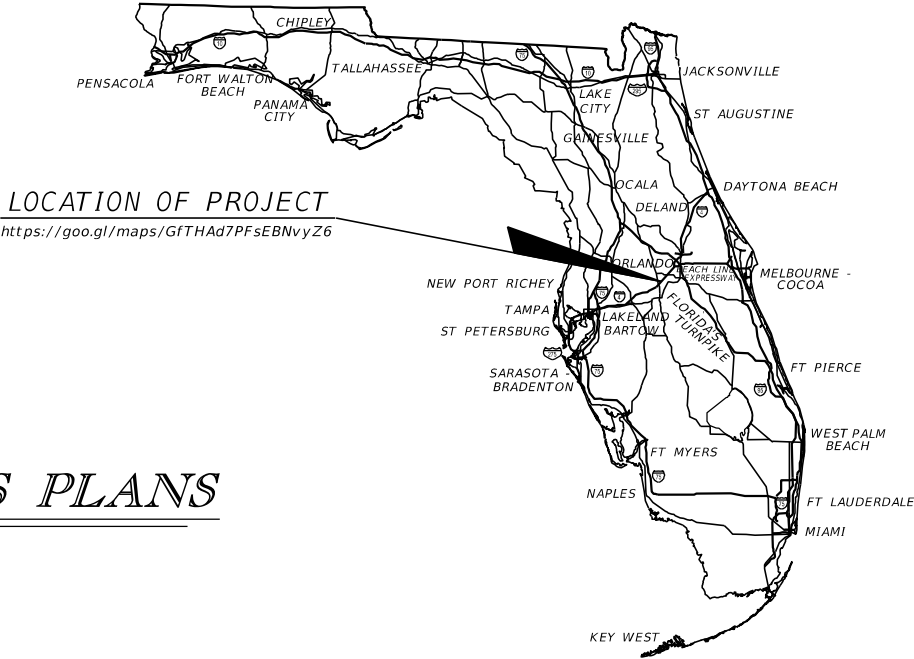
FINANCIAL PROJECT ID 444187-1-52-01  
(FEDERAL FUNDS)  
OSCEOLA COUNTY (92000)

COUNTY ROAD NO. 532  
DIVERGING DIAMOND INTERCHANGE RETROFIT

INTELLIGENT TRANSPORTATION SYSTEMS PLANS

INDEX OF ITS PLANS

SHEET NO.	SHEET DESCRIPTION
IT-1	KEY SHEET
IT-2	SIGNATURE SHEET
IT-3 - IT-5	TABULATION OF QUANTITIES
IT-6	PROJECT LAYOUT
IT-7	GENERAL NOTES
IT-8 - IT-28	ITS PLAN SHEET
IT-29 - IT-30	NETWORK COMMUNICATION DIAGRAM
IT-31 - IT-34	FIBER OPTIC SPLICE DIAGRAM
IT-35	WIRING DIAGRAMS
IT-36	ELECTRICAL SERVICE DETAILS
IT-37	ITS INSTALLATION DETAILS
IT-38	COVERAGE AREA DETAILS
IT-39	CABINET DETAILS (WWD)
IT-40	CABINET DETAILS (CCTV)
IT-41	CONCRETE PAD DETAILS
IT-42	ROUTE MARKER DETAILS




ITS PLANS  
ENGINEER OF RECORD:

ROBERTO CARLO ADAIR P.E.  
P.E. LICENSE NUMBER 73917  
HNTB CORPORATION  
610 CRESCENT EXECUTIVE COURT SUITE 400,  
LAKE MARY, FL 32746  
(407) 805-0355  
CONTRACT NO.: PS-19-11062-DG  
VENDER NO.: F431623092-009

OSCEOLA COUNTY PROJECT MANAGER:  
CONROY JACOBS

FDOT PROJECT MANAGER:  
ANTHONY MILLER

CONSTRUCTION CONTRACT NO.	FISCAL YEAR	SHEET NO.
T 5715	22	IT-1



THIS ITEM HAS BEEN DIGITALLY  
SIGNED AND SEALED BY:

ON THE DATE ADJACENT TO THE SEAL

PRINTED COPIES OF THIS DOCUMENT ARE  
NOT CONSIDERED SIGNED AND SEALED AND  
THE SIGNATURE MUST BE VERIFIED ON ANY  
ELECTRONIC COPIES.

HNTB CORPORATION  
610 CRESCENT EXECUTIVE CT, SUITE 400  
LAKE MARY, FL 32746  
CERTIFICATE OF AUTHORIZATION 6500  
ROBERTO CARLO ADAIR, P.E. NO 73917

THE ABOVE NAMED PROFESSIONAL ENGINEER SHALL BE RESPONSIBLE FOR THE  
FOLLOWING SHEETS IN ACCORDANCE WITH RULE 61G15-23.004, F.A.C.

SHEET NO.	SHEET DESCRIPTION
IT-1	KEY SHEET
IT-2	SIGNATURE SHEET
IT-3 - IT-5	TABULATION OF QUANTITIES
IT-6	PROJECT LAYOUT
IT-7	GENERAL NOTES
IT-8 - IT-28	ITS PLAN SHEET
IT-29 - IT-30	NETWORK COMMUNICATION DIAGRAM
IT-31 - IT-34	FIBER OPTIC SPLICE DIAGRAM
IT-35	WIRING DIAGRAMS
IT-36	ELECTRICAL SERVICE DETAILS
IT-37	ITS INSTALLATION DETAILS
IT-38	COVERAGE AREA DETAILS
IT-39	CABINET DETAILS (WWD)
IT-40	CABINET DETAILS (CCTV)
IT-41	CONCRETE PAD DETAILS
IT-42	ROUTE MARKER DETAILS

REVISIONS				ROBERTO CARLO ADAIR, P.E. P.E. LICENSE NUMBER 73917 HNTB CORPORATION 610 CRESCENT EXECUTIVE COURT SUITE 400, LAKE MARY, FL 32746 VENDOR NO. F431623092-009	STATE OF FLORIDA DEPARTMENT OF TRANSPORTATION			SHEET NO.  IT-2
DATE	DESCRIPTION	DATE	DESCRIPTION		ROAD NO.	COUNTY	FINANCIAL PROJECT ID	
					CR 532	OSCEOLA	444187-1-52-01	



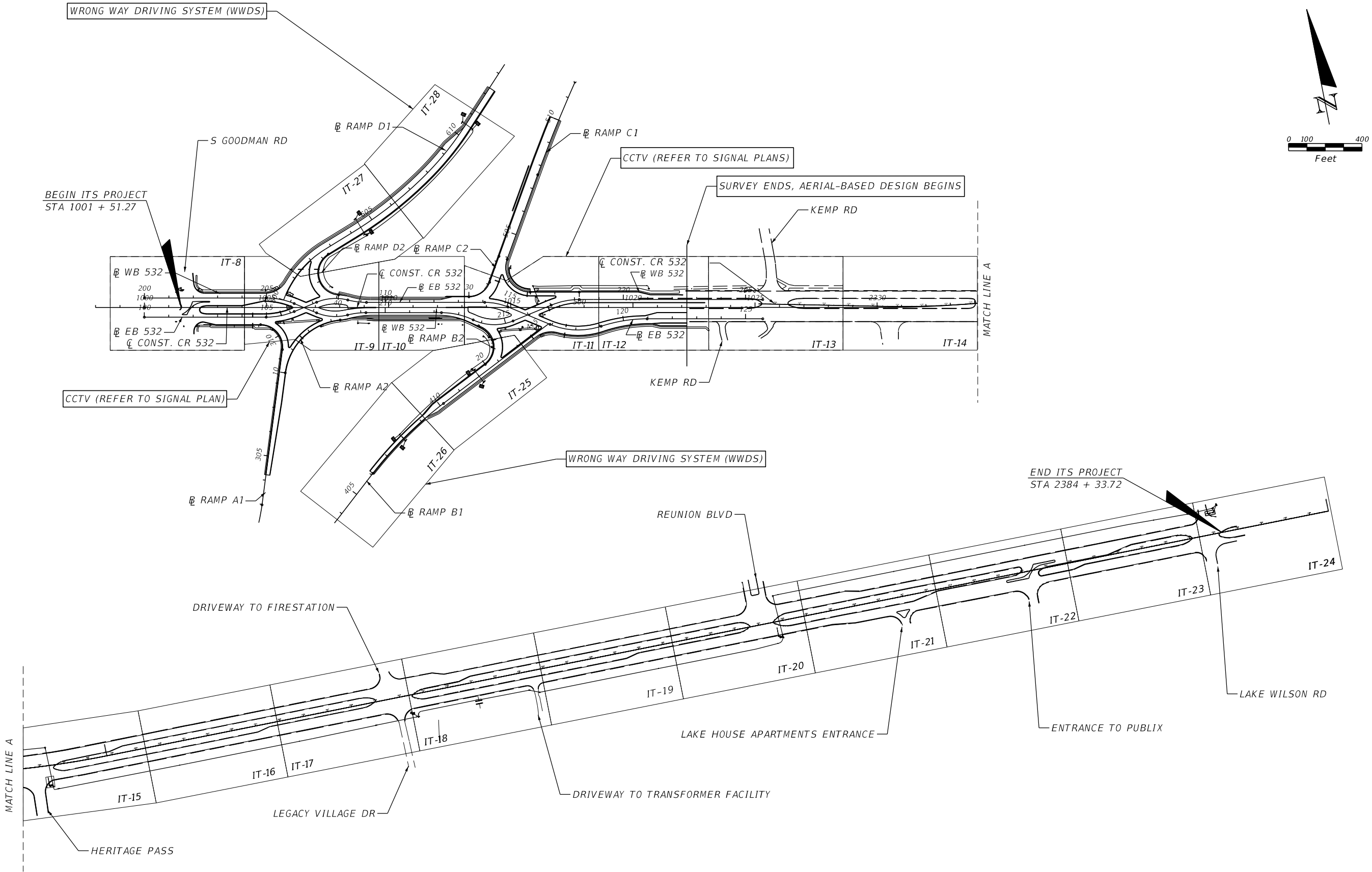
TABULATION OF QUANTITIES																									
PAY ITEM NO.	DESCRIPTION	UNIT	SHEET NUMBERS																				TOTAL THIS SHEET		
			IT - 8		IT - 9		IT - 10		IT - 11		IT - 12		IT - 13		IT - 14		IT - 15		IT - 16		IT - 17				
			PLAN	FINAL	PLAN	FINAL	PLAN	FINAL	PLAN	FINAL	PLAN	FINAL	PLAN	FINAL	PLAN	FINAL	PLAN	FINAL	PLAN	FINAL	PLAN	FINAL	PLAN	FINAL	PLAN
630 - 2 - 11	CONDUIT, FURNISH & INSTALL, OPEN TRENCH	LF			86				356		223						394		550		423		2032		
630 - 2 - 12	CONDUIT, FURNISH & INSTALL, DIRECTIONAL BORE	LF							67												124		191		
630 - 2 - 14	CONDUIT, FURNISH & INSTALL, ABOVEGROUND	LF							40								20						60		
633 - 1 - 121	2-12 SM FIBER OPTIC CABLE (FOC), FURNISH & INSTALL	LF			666		400		341								59						1466		
633 - 1 - 122	13-48 SM FIBER OPTIC CABLE (FOC), FURNISH & INSTALL	LF			135																		135		
633 - 1 - 123	49-96 SM FIBER OPTIC CABLE (FOC), FURNISH & INSTALL	LF			352		450		1682		557		576		548		1068		550		647		6430		
633 - 1 - 620	REMOVE EXIST. 72 SM FOC	LF									234		576		548		321						1679		
633 - 2 - 31	FIBER OPTIC CONNECTION, INSTALL, SPLICE	EA			24				12								12						48		
633 - 3 - 11	FIBER OPTIC CONNECTION - SPLICE ENCLOSURE	EA			1				1														2		
633 - 3 - 12	FIBER OPTIC CONNECTION - SPLICE TRAY	EA																							
633 - 3 - 13	FIBER OPTIC CONNECTION - PRETERMINATED CONNECTOR ASSEMBLY	EA																							
633 - 3 - 15	F.O CONN. HARDWARE, F&I, PATCH PANEL - PRETERMINATED	EA							1														1		
633 - 3 - 17	F.O CONN. HARDWARE, F&I, CONNECTOR PANEL	EA																							
633 - 3 - 52	F.O CONN. HARDWARE, ADJUST/MODIFY SPLICE TRAY	EA															1						1		
633 - 8 - 1	MULTI-CONDUCTOR COMMUNICATION CABLE, F&I	LF																							
635 - 2 - 11	PULL & SPLICE BOX, F&I, 13" X 24" COVER SIZE	EA			3		1		1														5		
635 - 2 - 12	PULL & SPLICE BOX, F&I, 24" X 36" COVER SIZE	EA			2		1		7		1						1				1		13		
635 - 2 - 13	PULL & SPLICE BOX, F&I,36" ROUND COVER SIZE	EA			1				1														2		
635 - 3 - 40	JUCTION BOX, RELOCATE	EA																							
639 - 2 - 1	ELECTRICAL SERVICE WIRE, F&I	LF			422		700		384														1506		
639 - 3 - 11	ELECTRICAL DISCONNECT, F&I, POLE MOUNT	EA			1																		1		
641 - 2 - 12	PRESTRESSED CONCRETE POLE, F&I, SERVICE POLE	EA																							
660 - 7 - 12	VEHICLE DETECTION SYSTEM - WRONG WAY FOR EXIT RAMP, 3 OR MORE LANES	EA																							
676 - 2 - 122	ITS CABINET - F&I, POLE MOUNT W/SUNSHIELD, 24"W X 46"H X 22"D	EA																							
676 - 2 - 142	ITS CABINET - F&I, BASE MOUNT	EA							1														1		
676 - 3 - 60	SMALL EQUIPMENT ENCLOSURE, REMOVE - POST/CABINET TO REMAIN	EA					1																1		
682 - 1 - 113	ITS CCTV CAMERA, F&I, DOME PTZ ENCLOSURE - PRESSURIZED, IP, HIGH DEFINITION	EA															1						1		
682 - 1 - 600	ITS CCTV CAMERA, REMOVE & DISPOSAL	EA					1																1		
684 - 1 - 1	MANAGED FIELD ETHERNET SWITCH, F&I	EA							1								1						2		
684 - 6 - 60	WIRELESS COMMUNICATION DEVICE, REMOVE	EA					1																1		
685 - 1 - 11	UPS POWER SUPPLY, F&I, LINE INTERACTIVE	EA							1														1		
685 - 519	REMOTE POWER MANAGEMENT UNIT, F&I	EA																							
700 - 6 - 11	HIGHLIGHTED SIGN, F&I GM - AC, UP TO 12 SF	AS																							
700 - 6 - 12	HIGHLIGHTED SIGN, F&I GM - AC, 12-20 SF	AS																							
700 - 13 - 12	RETROREFELECTIVE SIGN STRIP - WRONG WAY, F&I	EA																							
REVISIONS				ROBERTO CARLO ADAIR, P.E. P.E. LICENSE NUMBER 73917 HNTB CORPORATION 610 CRESCENT EXECUTIVE COURT SUITE 400, LAKE MARY, FL 32746 VENDOR NO. F431623092-009					STATE OF FLORIDA DEPARTMENT OF TRANSPORTATION					TABULATION OF QUANTITIES								SHEET NO.			
DATE	DESCRIPTION		DATE						DESCRIPTION		ROAD NO.	COUNTY												FINANCIAL PROJECT ID	
											CR 532	OSCEOLA										444187-1-52-01			IT-3

TABULATION OF QUANTITIES																											
PAY ITEM NO.	DESCRIPTION	UNIT	SHEET NUMBERS																						TOTAL THIS SHEET		
			IT - 18		IT - 19		IT - 20		IT -21		IT - 22		IT - 23		IT - 24		IT - 25		IT - 26		IT - 27						
			PLAN	FINAL	PLAN	FINAL	PLAN	FINAL	PLAN	FINAL	PLAN	FINAL	PLAN	FINAL	PLAN	FINAL	PLAN	FINAL	PLAN	FINAL	PLAN	FINAL	PLAN	FINAL	PLAN	FINAL	
630 - 2 - 11	CONDUIT, FURNISH & INSTALL, OPEN TRENCH	LF	514		541		570		550		550		550		21		489		117		470		4372				
630 - 2 - 12	CONDUIT, FURNISH & INSTALL, DIRECTIONAL BORE	LF	86		8		168								104		63		35		73		537				
630 - 2 - 14	CONDUIT, FURNISH & INSTALL, ABOVEGROUND	LF	20				40								40		25				25		150				
633 - 1 - 121	2-12 SM FIBER OPTIC CABLE (FOC), FURNISH & INSTALL	LF	128				109								121		195				315		868				
633 - 1 - 122	13-48 SM FIBER OPTIC CABLE (FOC), FURNISH & INSTALL	LF																									
633 - 1 - 123	49-96 SM FIBER OPTIC CABLE (FOC), FURNISH & INSTALL	LF	872		649		1029		550		550		550		404								4604				
633 - 1 - 620	REMOVE EXIST. 72 SM FOC	LF																									
633 - 2 - 31	FIBER OPTIC CONNECTION, INSTALL, SPLICE	EA	12				12								12		12				12		60				
633 - 3 - 11	FIBER OPTIC CONNECTION - SPLICE ENCLOSURE	EA	1				1								1								3				
633 - 3 - 12	FIBER OPTIC CONNECTION - SPLICE TRAY	EA															1				1		2				
633 - 3 - 13	FIBER OPTIC CONNECTION - PRETERMINATED CONNECTOR ASSEMBLY	EA															12				12		24				
633 - 3 - 15	F.O CONN. HARDWARE, F&I, PATCH PANEL - PRETERMINATED	EA	1				1								1		1				1		5				
633 - 3 - 17	F.O CONN. HARDWARE, F&I, CONNECTOR PANEL	EA															1				1		2				
633 - 3 - 52	F.O CONN. HARDWARE, ADJUST/MODIFY SPLICE TRAY	EA																									
633 - 8 - 1	MULTI-CONDUCTOR COMMUNICATION CABLE, F&I	LF															320				185		505				
635 - 2 - 11	PULL & SPLICE BOX, F&I, 13" X 24" COVER SIZE	EA															5		2		5		12				
635 - 2 - 12	PULL & SPLICE BOX, F&I, 24" X 36" COVER SIZE	EA	1		1		1								1		1				1		6				
635 - 2 - 13	PULL & SPLICE BOX, F&I,36" ROUND COVER SIZE	EA	1				1								1								3				
635 - 3 - 40	JUNCTION BOX, RELOCATE	EA					1																1				
639 - 2 - 1	ELECTRICAL SERVICE WIRE, F&I	LF															532		152		527		1211				
639 - 3 - 11	ELECTRICAL DISCONNECT, F&I, POLE MOUNT	EA															1		1		1		3				
641 - 2 - 12	PRESTRESSED CONCRETE POLE, F&I, SERVICE POLE	EA															1				1		2				
660 - 7 - 12	VEHICLE DETECTION SYSTEM - WRONG WAY FOR EXIT RAMP, 3 OR MORE LANES	EA															1				1		2				
676 - 2 - 122	ITS CABINET - F&I, POLE MOUNT W/SUNSHIELD, 24"W X 46"H X 22"D	EA															1				1		2				
676 - 2 - 142	ITS CABINET - F&I, BASE MOUNT	EA																									
676 - 3 - 60	SMALL EQUIPMENT ENCLOSURE, REMOVE - POST/CABINET TO REMAIN	EA																									
682 - 1 - 113	ITS CCTV CAMERA, F&I, DOME PTZ ENCLOSURE - PRESSURIZED, IP, HIGH DEFINITION	EA	1				1								1		2				2		7				
682 - 1 - 600	ITS CCTV CAMERA, REMOVE & DISPOSAL	EA																									
684 - 1 - 1	MANAGED FIELD ETHERNET SWITCH, F&I	EA	1				1								1		1				1		5				
684 - 6 - 60	WIRELESS COMMUNICATION DEVICE, REMOVE	EA																									
685 - 1 - 11	UPS POWER SUPPLY, F&I, LINE INTERACTIVE	EA															1				1		2				
685 - 519	REMOTE POWER MANAGEMENT UNIT, F&I	EA															1				1		2				
700 - 6 - 11	HIGHLIGHTED SIGN, F&I GM - AC, UP TO 12 SF	AS															2		2				4				
700 - 6 - 12	HIGHLIGHTED SIGN, F&I GM - AC, 12-20 SF	AS																			2		2				
700 - 13 - 12	RETROREFELECTIVE SIGN STRIP - WRONG WAY, F&I	EA															2		2		2		6				
REVISIONS						ROBERTO CARLO ADAIR, P.E. P.E. LICENSE NUMBER 73917 HNTB CORPORATION 610 CRESCENT EXECUTIVE COURT SUITE 400, LAKE MARY, FL 32746 VENDOR NO. F431623092-009						STATE OF FLORIDA DEPARTMENT OF TRANSPORTATION						TABULATION OF QUANTITIES						SHEET NO.			
DATE	DESCRIPTION			DATE	DESCRIPTION							ROAD NO.		COUNTY		FINANCIAL PROJECT ID											
												CR 532		OSCEOLA		444187-1-52-01								IT-4			

THE OFFICIAL RECORD OF THIS SHEET IS THE ELECTRONIC FILE DIGITALLY SIGNED AND SEALED UNDER RULE 61G116.005, F.A.C.

TABULATION OF QUANTITIES																									
PAY ITEM NO.	DESCRIPTION	UNIT	SHEET NUMBERS																		TOTAL THIS SHEET		GRAND TOTAL		
			IT - 28																		PLAN	FINAL	PLAN	FINAL	
			PLAN	FINAL	PLAN	FINAL	PLAN	FINAL	PLAN	FINAL	PLAN	FINAL	PLAN	FINAL	PLAN	FINAL	PLAN	FINAL							
630 - 2 - 11	CONDUIT, FURNISH & INSTALL, OPEN TRENCH	LF	491																		491		6895		
630 - 2 - 12	CONDUIT, FURNISH & INSTALL, DIRECTIONAL BORE	LF	52																		52		780		
630 - 2 - 14	CONDUIT, FURNISH & INSTALL, ABOVEGROUND	LF																					210		
633 - 1 - 121	2-12 SM FIBER OPTIC CABLE (FOC), FURNISH & INSTALL	LF																					2334		
633 - 1 - 122	13-48 SM FIBER OPTIC CABLE (FOC), FURNISH & INSTALL	LF																					135		
633 - 1 - 123	49-96 SM FIBER OPTIC CABLE (FOC), FURNISH & INSTALL	LF																					11034		
633 - 1 - 620	REMOVE EXIST. 72 SM FOC	LF																					1679		
633 - 2 - 31	FIBER OPTIC CONNECTION, INSTALL, SPLICE	EA																					108		
633 - 3 - 11	FIBER OPTIC CONNECTION - SPLICE ENCLOSURE	EA																					5		
633 - 3 - 12	FIBER OPTIC CONNECTION - SPLICE TRAY	EA																					2		
633 - 3 - 13	FIBER OPTIC CONNECTION - PRETERMINATED CONNECTOR ASSEMBLY	EA																					24		
633 - 3 - 15	F.O CONN. HARDWARE, F&I, PATCH PANEL - PRETERMINATED	EA																					6		
633 - 3 - 17	F.O CONN. HARDWARE, F&I, CONNECTOR PANEL	EA																					2		
633 - 3 - 52	F.O CONN. HARDWARE, ADJUST/MODIFY SPLICE TRAY	EA																					1		
633 - 8 - 1	MULTI-CONDUCTOR COMMUNICATION CABLE, F&I	LF	476																		476		981		
635 - 2 - 11	PULL & SPLICE BOX, F&I, 13" X 24" COVER SIZE	EA	2																		2		19		
635 - 2 - 12	PULL & SPLICE BOX, F&I, 24" X 36" COVER SIZE	EA																					19		
635 - 2 - 13	PULL & SPLICE BOX, F&I,36" ROUND COVER SIZE	EA																					5		
635 - 3 - 40	JUNCTION BOX, RELOCATE	EA																					1		
639 - 2 - 1	ELECTRICAL SERVICE WIRE, F&I	LF	543																		543		3260		
639 - 3 - 11	ELECTRICAL DISCONNECT, F&I, POLE MOUNT	EA	1																		1		5		
641 - 2 - 12	PRESTRESSED CONCRETE POLE, F&I, SERVICE POLE	EA																					2		
660 - 7 - 12	VEHICLE DETECTION SYSTEM - WRONG WAY FOR EXIT RAMP, 3 OR MORE LANES	EA																					2		
676 - 2 - 122	ITS CABINET - F&I, POLE MOUNT W/SUNSHIELD, 24"W X 46"H X 22"D	EA																					2		
676 - 2 - 142	ITS CABINET - F&I, BASE MOUNT	EA																					1		
676 - 3 - 60	SMALL EQUIPMENT ENCLOSURE, REMOVE - POST/CABINET TO REMAIN	EA																					1		
682 - 1 - 113	ITS CCTV CAMERA, F&I, DOME PTZ ENCLOSURE - PRESSURIZED, IP, HIGH DEFINITION	EA																					8		
682 - 1 - 600	ITS CCTV CAMERA, REMOVE & DISPOSAL	EA																					1		
684 - 1 - 1	MANAGED FIELD ETHERNET SWITCH, F&I	EA																					7		
684 - 6 - 60	WIRELESS COMMUNICATION DEVICE, REMOVE	EA																					1		
685 - 1 - 11	UPS POWER SUPPLY, F&I, LINE INTERACTIVE	EA																					3		
685 - 519	REMOTE POWER MANAGEMENT UNIT, F&I	EA																					2		
700 - 6 - 11	HIGHLIGHTED SIGN, F&I GM - AC, UP TO 12 SF	AS	2																		2		6		
700 - 6 - 12	HIGHLIGHTED SIGN, F&I GM - AC, 12-20 SF	AS																					2		
700 - 13 - 12	RETROREFELECTIVE SIGN STRIP - WRONG WAY, F&I	EA	2																		2		8		
REVISIONS				ROBERTO CARLO ADAIR, P.E. P.E. LICENSE NUMBER 73917 HNTB CORPORATION 610 CRESCENT EXECUTIVE COURT SUITE 400, LAKE MARY, FL 32746 VENDOR NO. F431623092-009						STATE OF FLORIDA DEPARTMENT OF TRANSPORTATION						TABULATION OF QUANTITIES						SHEET NO.			
DATE	DESCRIPTION		DATE							DESCRIPTION		ROAD NO.		COUNTY								FINANCIAL PROJECT ID		IT-5	
												CR 532		OSCEOLA								444187-1-52-01			

THE OFFICIAL RECORD OF THIS SHEET IS THE ELECTRONIC FILE DIGITALLY SIGNED AND SEALED UNDER RULE 61G116.005, F.A.C.



REVISIONS				ENGINEER OF RECORD: ROBERTO CARLO ADAIR P.E. P.E. LICENSE NUMBER 73917 HNTB CORPORATION 610 CRESCENT EXECUTIVE COURT SUITE 400, LAKE MARY, FL 32746 VENDOR NO. F431623092-009	STATE OF FLORIDA DEPARTMENT OF TRANSPORTATION			PROJECT LAYOUT	SHEET NO.
DATE	DESCRIPTION	DATE	DESCRIPTION		ROAD NO.	COUNTY	FINANCIAL PROJECT ID		
					CR 532	OSCEOLA	444187-1-52-01		IT-6

THE OFFICIAL RECORD OF THIS SHEET IS THE ELECTRONIC FILE DIGITALLY SIGNED AND SEALED UNDER RULE 61G15-23.004, F.A.C.

GENERAL :

1. STA 2330+72.06 TO STA 2384+33.72: ALL DIMENSIONS AND DISTANCES SHOWN ARE DERIVED FROM KNOWN PHYSICAL FEATURES. NO SURVEY WAS PERFORMED IN THE DEVELOPMENT OF THESE PLANS. DISTANCES, GRAPHICS, AND ASSOCIATED QUANTITIES ARE APPROXIMATE WITH RESPECT TO REASONABLE ASSUMPTIONS AND LIMITED INVESTIGATION OF SITE CONDITIONS. ALL ELEMENTS OF THIS PROJECT WERE DESIGNED THROUGH LOCAL REFERENCE AND ASSOCIATED KNOWN PHYSICAL FEATURES USED AS PROJECT CONTROLS. REFER TO PLANS AND ASSOCIATED KNOWN PHYSICAL FEATURES TO ESTABLISH LOCAL PROJECT CONTROLS. THE CENTER POINT OF ALL ELEMENTS IDENTIFIED WERE USED IN THE DEVELOPMENT OF APPROXIMATE DISTANCES.

PAY - ITEM NOTES:

1. 633-8-1: THIS PAY ITEM SHALL INCLUDE CABLE COMPRISED OF TWO (2) NO. 18 AWG GAUGE CONDUCTORS WITH INSULATED JACKET APPROVED FOR CONDUIT INSTALLATION.
2. 660-7-12: THIS PAY ITEM SHALL INCLUDE THE FURNISH AND INSTALLATION OF A COMPLETE WRONG WAY DRIVING SYSTEM COMPATIBLE WITH THE TAPCO BLINKLINK CENTRAL SOFTWARE SYSTEM. THE ASSEMBLY SHALL INCLUDE THERMAL IMAGING SENSORS, IN ACCORDANCE WITH FDOT STANDARD SPECIFICATIONS, SECTION 660.
3. 685-1-11: THIS PAY ITEM SHALL INCLUDE THE FURNISH AND INSTALLATION OF AN ALPHA TECHNOLOGIES FXM 650 UPS WITH MICRO COMMUNICATION MODULE. ALL BATTERIES SHALL BE WATER-FREE, GEL CELL ALPHACELL MODEL BATTERIES, OR EQUIVALENT.
4. 685-519: THIS PAY ITEM SHALL INCLUDE THE INSTALLATION A OF A REMOTE POWER MANAGER (RPM), AS NOTED IN THE PLANS. EACH RPM UNIT SHALL BE UL LISTED, INCLUDING A MINIMUM OF EIGHT (8) POWER OUTLETS, PROVIDE ETHERNET NETWORK CONNECTION, PROVIDE A MAXIMUM INPUT CURRENT OF 15 AMPS, AND PROVIDE 120 VOLTS OUTPUT TO DEVICES. ADDITIONALLY, THIS PAY ITEM SHALL INCLUDE ALL MATERIALS AND WORK NECESSARY TO REMOVE THE EXISTING TYPE 2 CORBIN KEY LOCK SYSTEM AND INSTALL A NEW CYBERLOCK ELECTRONIC SYSTEM ON ALL CABINET DOORS. THE DEPARTMENT SHALL FURNISH AND CONFIGURE ALL COMPONENTS FOR THE CYBERLOCK SYSTEM. CONTRACTOR SHALL COORDINATE EQUIPMENT PICK-UP WITH THE DEPARTMENT.
5. 682-1-600, 684-6-60 AND 676-3-60: ALL COSTS ASSOCIATED FOR THIS EFFORT SHALL BE INHERENT TO THESE PAY-ITEMS TEMPORARY CCTV INSTALLATION LOCATED AT THE INTERSECTION WEST OF THE INTERCHANGE RAMP SHALL BE MAINTAINED THROUGHOUT CONSTRUCTION PRIOR TO CONSTRUCTION SEQUENCES REQUIRING REMOVAL. THE TEMPORARY CCTV SUBSYSTEM SHALL BE SALVAGED FROM THIS PROJECT SITE AND RETURNED TO FDOT DISTRICT 5. THE CCTV, COMMUNICATIONS MODEM, SMALL EQUIPMENT ENCLOSURE, AND ALL ASSOCIATED ANCILLARY EQUIPMENT OF THE CCTV AND COMMUNICATION EQUIPMENT SUBSYSTEM SHALL BE RETURNED TO 719 S WOODLAND BLVD DELAND, FL 32720. COORDINATE WITH FDOT DISTRICT 5 CONTACT, JAMES MILLER AT 386-943-5322 A MINIMUM OF 5 BUSINESS DAYS IN ADVANCE OF SUBSYSTEM DECOMMISSIONING AND RETURN. ALL COSTS ASSOCIATED FOR THIS EFFORT SHALL BE INHERENT TO THE PAY-ITEMS: 682-1-600, 684-6-60 AND 676-3-60 ACCORDINGLY.

LEGEND:

- PROPOSED OPEN TRENCH CONDUIT
- PROPOSED DIRECTIONAL BORE CONDUIT
- EXISTING CONDUIT TO REMAIN
- EXISTING L/A RIGHT OF WAY
- EXISTING RIGHT OF WAY
- PROPOSED ELECTRICAL PULL BOX
- PROPOSED FIBER OPTIC PULL BOX
- PROPOSED FIBER OPTIC SPLICE VAULT
- PROPOSED BASE MOUNTED CABINET
- PROPOSED POLE MOUNTED CABINET
- EXISTING BASE MOUNTED CABINET
- EXISTING LOAD CENTER
- EXISTING FIBER OPTIC/ELECTRICAL PULL BOX
- PROPOSED CCTV CAMERA
- FIBER OPTIC ROUTE MARKER (FLEXIBLE DELINEATOR)

ABBREVIATIONS:

- A.G.

ABOVEGROUND
- AS

ASSEMBLY
- AWG

AMERICAN WIRE GAGE
- CAB.

CABINET
- D.B.

DIRECTIONAL BORE
- EA

EACH
- E.P.B.

ELECTRONIC PULL BOX
- E.S.W.

ELECTRICAL SERVICE WIRE
- FOC

FIBER OPTIC CABLE
- FOPB

FIBER OPTIC PULL BOX
- FOSV

FIBER OPTIC SPLICE VAULT
- F&I

FURNISH AND INSTALL
- LF

LINEAR FEET
- MFES

MANAGED FIELD ETHERNET SWITCH
- MVDS

MICROWAVE VEHICLE DETECTION SYSTEM
- O.T.

OPEN TRENCH
- SER

SERVICE
- SF

SQUARE FEET
- SM

SINGLE MODE
- S.W.

SERVICE WIRE
- UPS

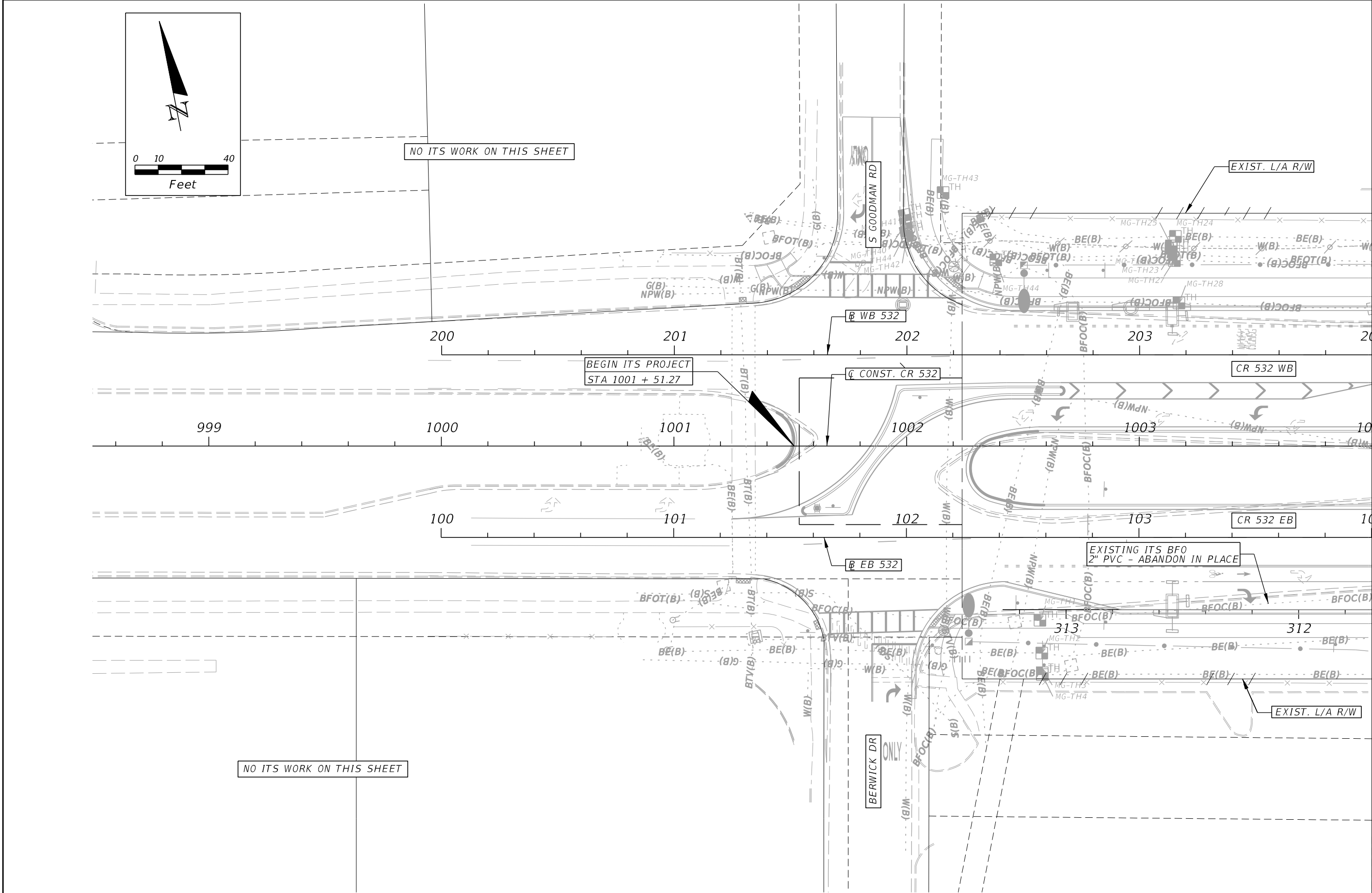
UNINTERRUPTED POWER SUPPLY
- WWDS

WRONG WAY DRIVING SYSTEM
- 2/C

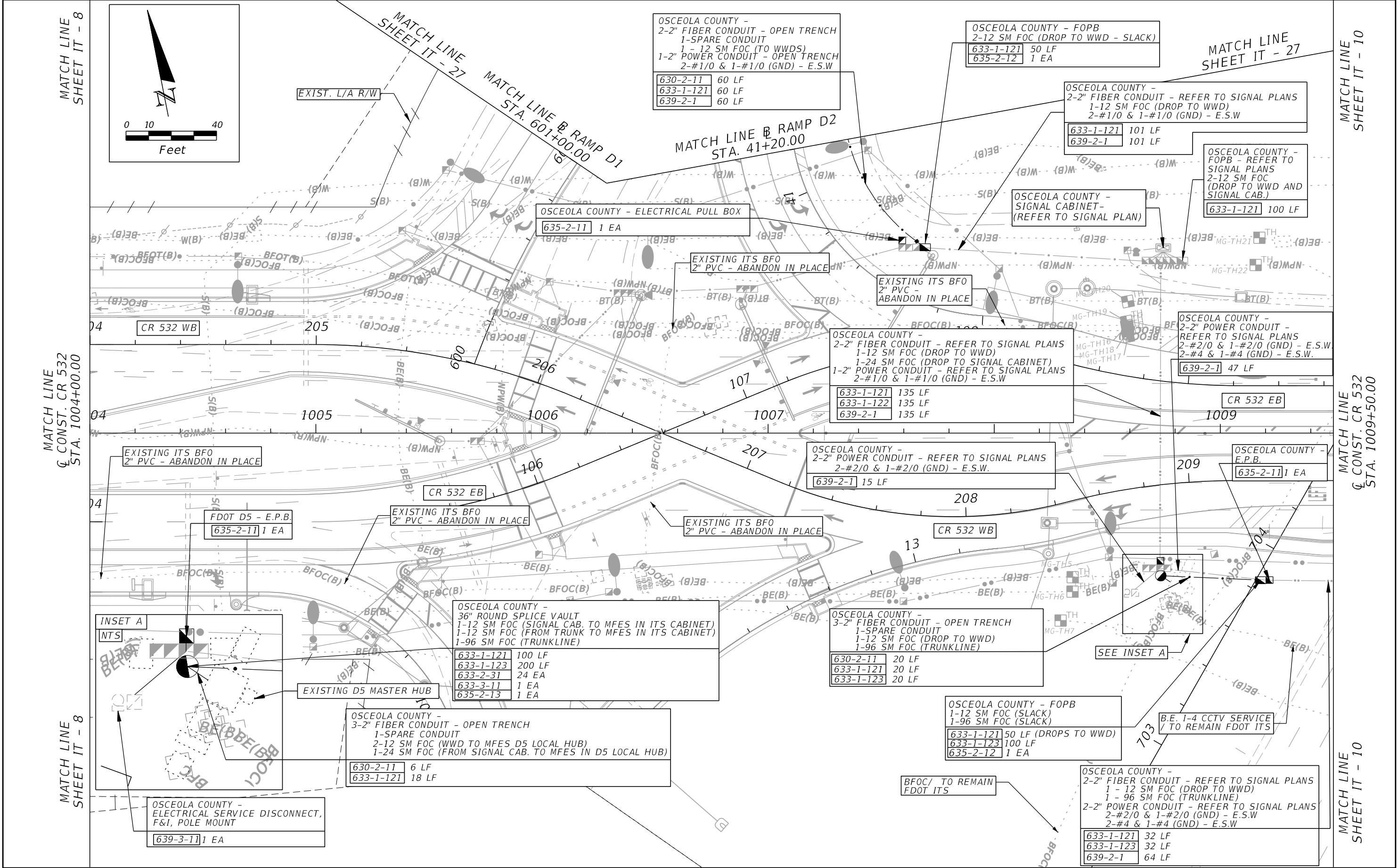
TWO COPPER CONDUCTORS
- 3/C

THREE COPPER CONDUCTORS

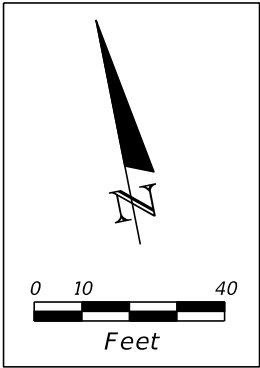
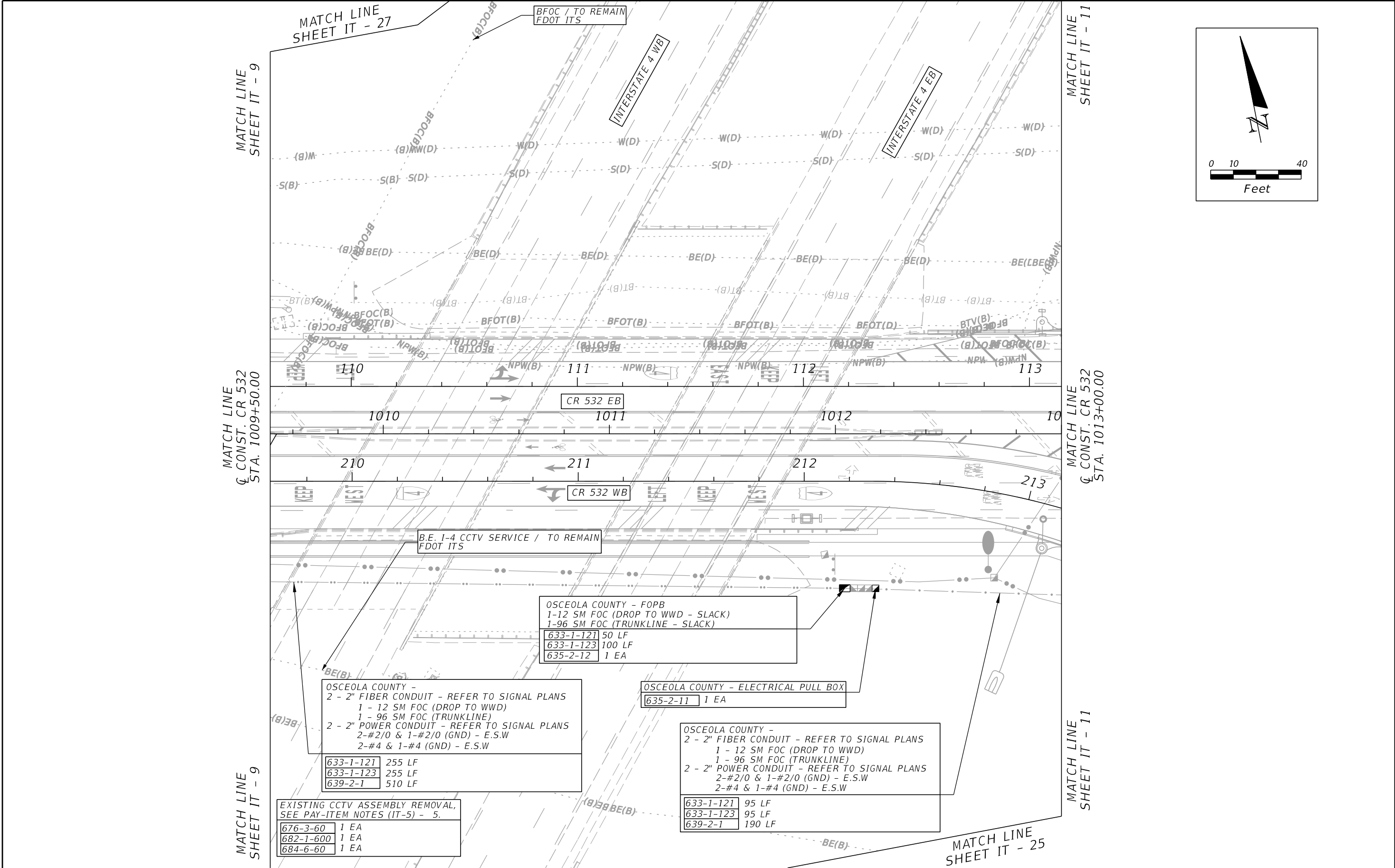
REVISIONS				ENGINEER OF RECORD: ROBERTO CARLO ADAIR P.E. P.E. LICENSE NUMBER 73917 HNTB CORPORATION 610 CRESCENT EXECUTIVE COURT SUITE 400, LAKE MARY, FL 32746 VENDOR NO. F431623092-009	STATE OF FLORIDA DEPARTMENT OF TRANSPORTATION			GENERAL NOTES	SHEET NO.
DATE	DESCRIPTION	DATE	DESCRIPTION		ROAD NO.	COUNTY	FINANCIAL PROJECT ID		
					CR 532	OSCEOLA	444187-1-52-01		IT-7



REVISIONS				ROBERTO CARLO ADAIR, P.E. P.E. LICENSE NUMBER 73917 HNTB CORPORATION 610 CRESCENT EXECUTIVE COURT SUITE 400, LAKE MARY, FL 32746 VENDOR NO. F431623092-009	STATE OF FLORIDA DEPARTMENT OF TRANSPORTATION			ITS PLAN SHEET	SHEET NO.  IT-8
DATE	DESCRIPTION	DATE	DESCRIPTION		ROAD NO.	COUNTY	FINANCIAL PROJECT ID		
					CR 532	OSCEOLA	444187-1-52-01		



REVISIONS				ROBERTO CARLO ADAIR, P.E. P.E. LICENSE NUMBER 73917 HNTB CORPORATION 610 CRESCENT EXECUTIVE COURT SUITE 400, LAKE MARY, FL 32746 VENDOR NO. F431623092-009	STATE OF FLORIDA DEPARTMENT OF TRANSPORTATION			ITS PLAN SHEET	SHEET NO.  IT-9
DATE	DESCRIPTION	DATE	DESCRIPTION		ROAD NO.	COUNTY	FINANCIAL PROJECT ID		
					CR 532	OSCEOLA	444187-1-52-01		



REVISIONS				ROBERTO CARLO ADAIR, P.E. P.E. LICENSE NUMBER 73917 HNTB CORPORATION 610 CRESCENT EXECUTIVE COURT SUITE 400, LAKE MARY, FL 32746 VENDOR NO. F431623092-009	STATE OF FLORIDA DEPARTMENT OF TRANSPORTATION			ITS PLAN SHEET	SHEET NO.  IT-10
DATE	DESCRIPTION	DATE	DESCRIPTION		ROAD NO.	COUNTY	FINANCIAL PROJECT ID		
					CR 532	OSCEOLA	444187-1-52-01		

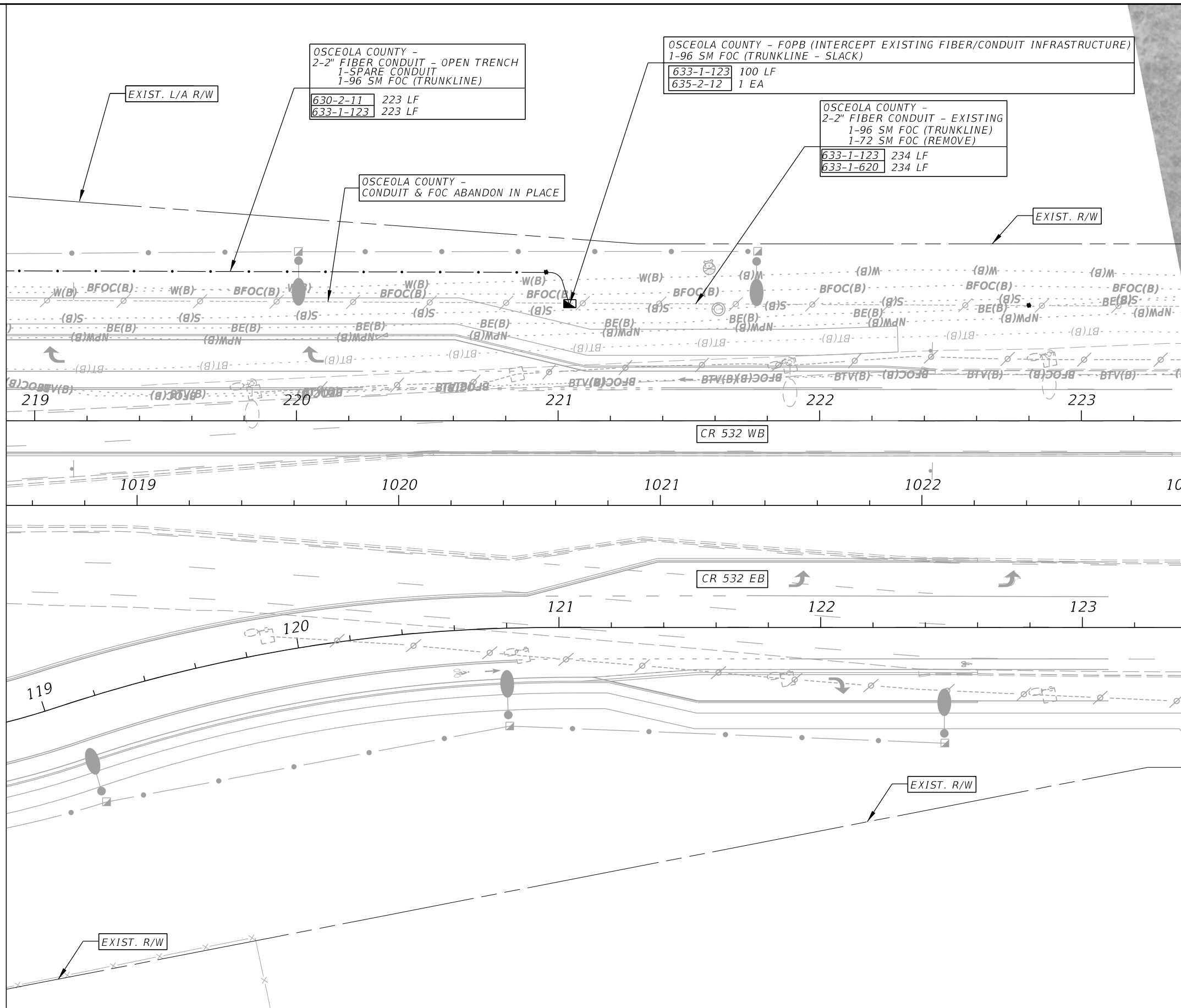




MATCH LINE  
SHEET IT - 11

MATCH LINE  
CR 532  
STA. 1018+50.00

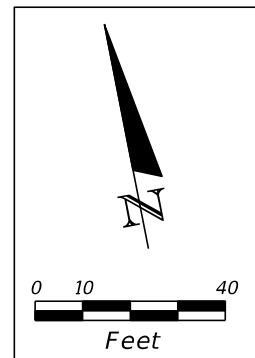
MATCH LINE  
SHEET IT - 11



MATCH LINE  
SHEET IT - 13

MATCH LINE  
CR 532  
STA. 1023+00.00

MATCH LINE  
SHEET IT - 13



REVISIONS				ROBERTO CARLO ADAIR, P.E. P.E. LICENSE NUMBER 73917 HNTB CORPORATION 610 CRESCENT EXECUTIVE COURT SUITE 400, LAKE MARY, FL 32746 VENDOR NO. F431623092-009	STATE OF FLORIDA DEPARTMENT OF TRANSPORTATION			ITS PLAN SHEET	SHEET NO.
DATE	DESCRIPTION	DATE	DESCRIPTION		ROAD NO.	COUNTY	FINANCIAL PROJECT ID		
					CR 532	OSCEOLA	444187-1-52-01		IT-12

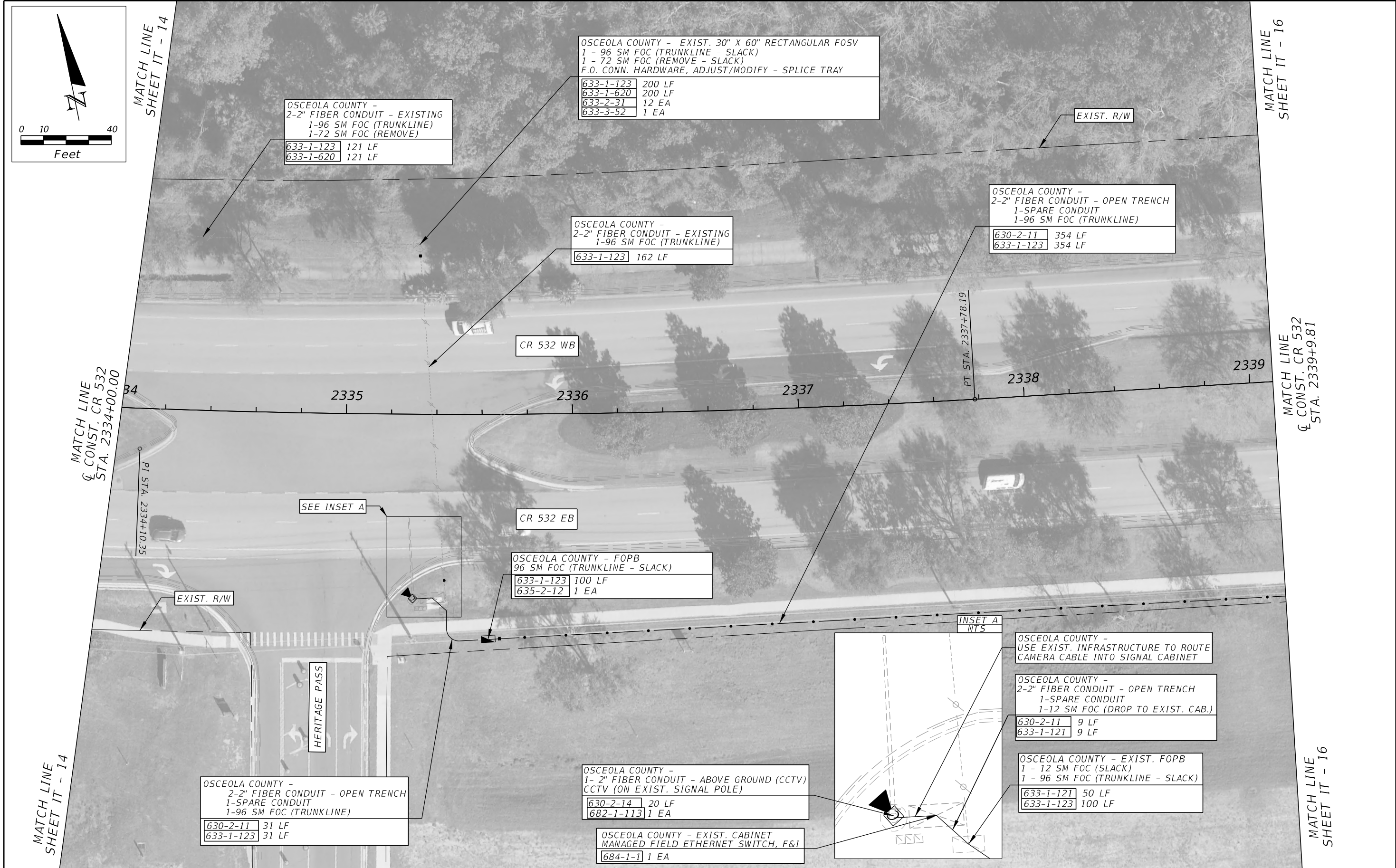


REVISIONS				ROBERTO CARLO ADAIR, P.E. P.E. LICENSE NUMBER 73917 HNTB CORPORATION 610 CRESCENT EXECUTIVE COURT SUITE 400, LAKE MARY, FL 32746 VENDOR NO. F431623092-009	STATE OF FLORIDA DEPARTMENT OF TRANSPORTATION			ITS PLAN SHEET	SHEET NO.
DATE	DESCRIPTION	DATE	DESCRIPTION						
					ROAD NO.	COUNTY	FINANCIAL PROJECT ID		IT-13
					CR 532	OSCEOLA	444187-1-52-01		





REVISIONS				ROBERTO CARLO ADAIR, P.E. P.E. LICENSE NUMBER 73917 HNTB CORPORATION 610 CRESCENT EXECUTIVE COURT SUITE 400, LAKE MARY, FL 32746 VENDOR NO. F431623092-009	STATE OF FLORIDA DEPARTMENT OF TRANSPORTATION			ITS PLAN SHEET	SHEET NO.
DATE	DESCRIPTION	DATE	DESCRIPTION		ROAD NO.	COUNTY	FINANCIAL PROJECT ID		IT-14
					CR 532	OSCEOLA	444187-1-52-01		



REVISIONS				ROBERTO CARLO ADAIR, P.E. P.E. LICENSE NUMBER 73917 HNTB CORPORATION 610 CRESCENT EXECUTIVE COURT SUITE 400, LAKE MARY, FL 32746 VENDOR NO. F431623092-009	STATE OF FLORIDA DEPARTMENT OF TRANSPORTATION			ITS PLAN SHEET	SHEET NO.
DATE	DESCRIPTION	DATE	DESCRIPTION		ROAD NO.	COUNTY	FINANCIAL PROJECT ID		
					CR 532	OSCEOLA	444187-1-52-01		IT-15





REVISIONS				ROBERTO CARLO ADAIR, P.E. P.E. LICENSE NUMBER 73917 HNTB CORPORATION 610 CRESCENT EXECUTIVE COURT SUITE 400, LAKE MARY, FL 32746 VENDOR NO. F431623092-009	STATE OF FLORIDA DEPARTMENT OF TRANSPORTATION			ITS PLAN SHEET
DATE	DESCRIPTION	DATE	DESCRIPTION		ROAD NO.	COUNTY	FINANCIAL PROJECT ID	
					CR 532	OSCEOLA	444187-1-52-01	



REVISIONS				ROBERTO CARLO ADAIR, P.E. P.E. LICENSE NUMBER 73917 HNTB CORPORATION 610 CRESCENT EXECUTIVE COURT SUITE 400, LAKE MARY, FL 32746 VENDOR NO. F431623092-009	STATE OF FLORIDA DEPARTMENT OF TRANSPORTATION			ITS PLAN SHEET	SHEET NO.
DATE	DESCRIPTION	DATE	DESCRIPTION		ROAD NO.	COUNTY	FINANCIAL PROJECT ID		
					CR 532	OSCEOLA	444187-1-52-01		
									1T-17



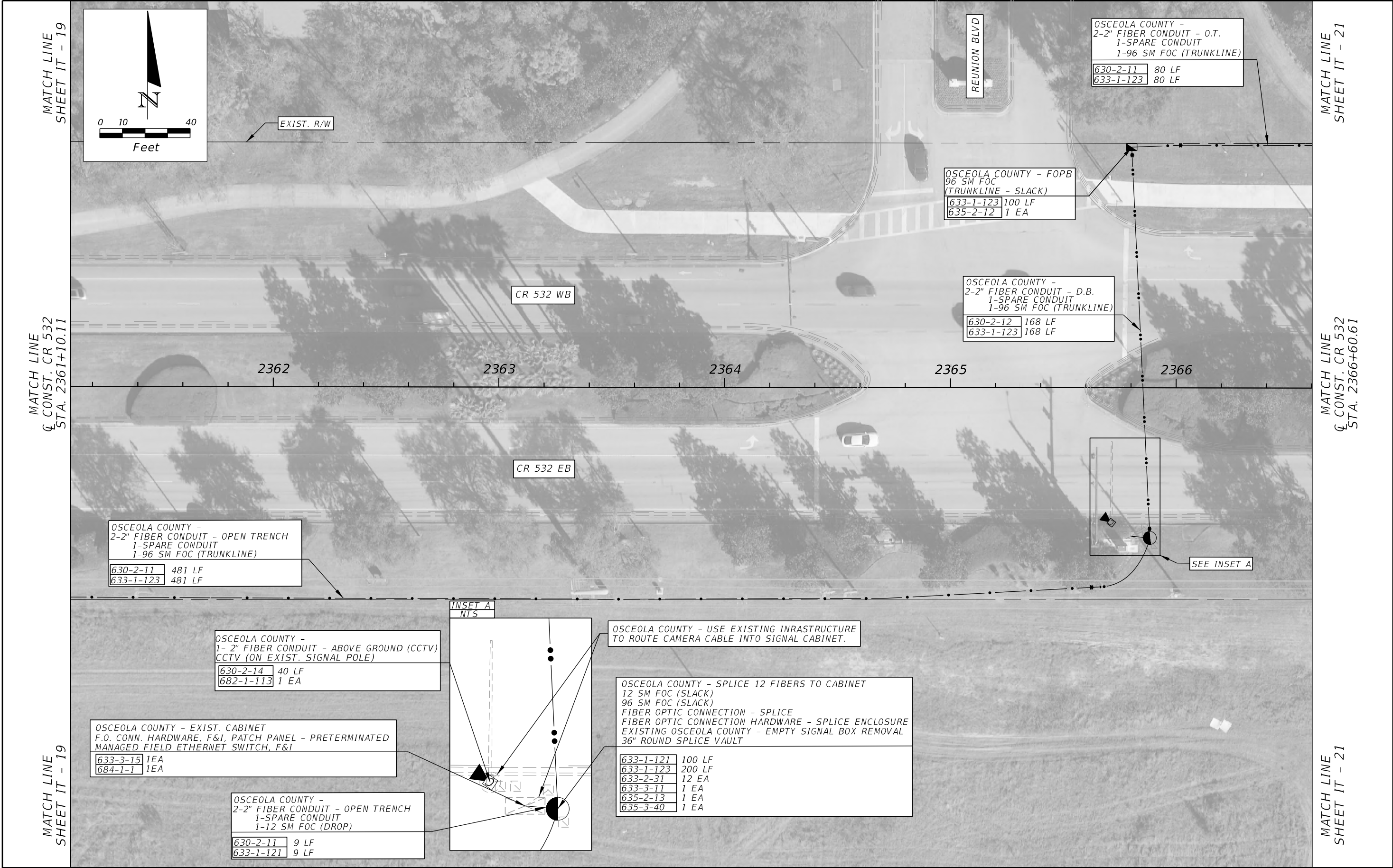


REVISIONS				STATE OF FLORIDA DEPARTMENT OF TRANSPORTATION	ITS PLAN SHEET		SHEET NO.
DATE	DESCRIPTION	DATE	DESCRIPTION				
				ROAD NO.	COUNTY	FINANCIAL PROJECT ID	IT-18
				CR 532	OSCEOLA	444187-1-52-01	



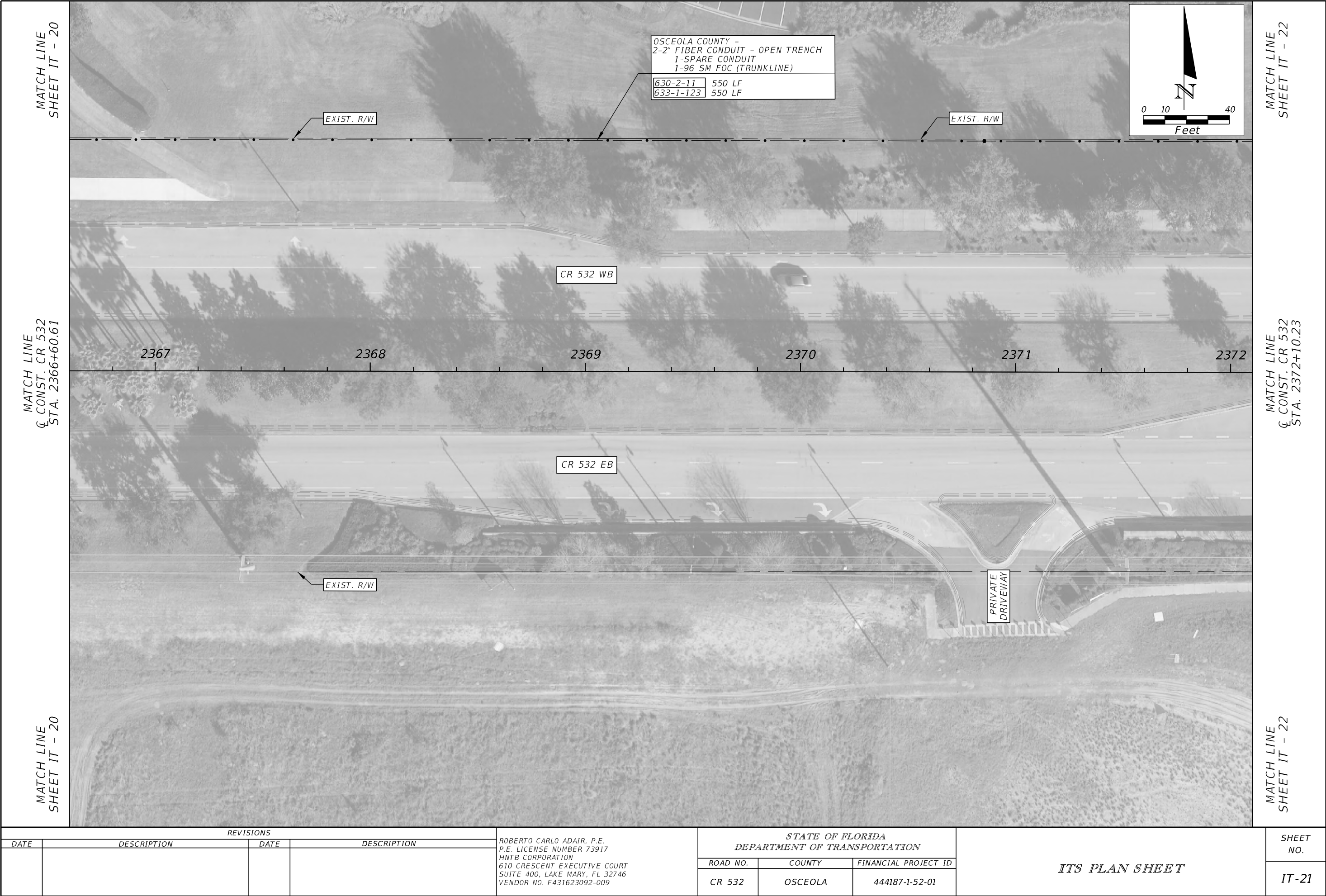


REVISIONS				ROBERTO CARLO ADAIR, P.E. P.E. LICENSE NUMBER 73917 HNTB CORPORATION 610 CRESCENT EXECUTIVE COURT SUITE 400, LAKE MARY, FL 32746 VENDOR NO. F431623092-009	STATE OF FLORIDA DEPARTMENT OF TRANSPORTATION			ITS PLAN SHEET	SHEET NO.
DATE	DESCRIPTION	DATE	DESCRIPTION		ROAD NO.	COUNTY	FINANCIAL PROJECT ID		IT-19
					CR 532	OSCEOLA	444187-1-52-01		



REVISIONS				STATE OF FLORIDA DEPARTMENT OF TRANSPORTATION	ITS PLAN SHEET		SHEET NO.
DATE	DESCRIPTION	DATE	DESCRIPTION				
				ROAD NO.	COUNTY	FINANCIAL PROJECT ID	
				CR 532	OSCEOLA	444187-1-52-01	IT-20







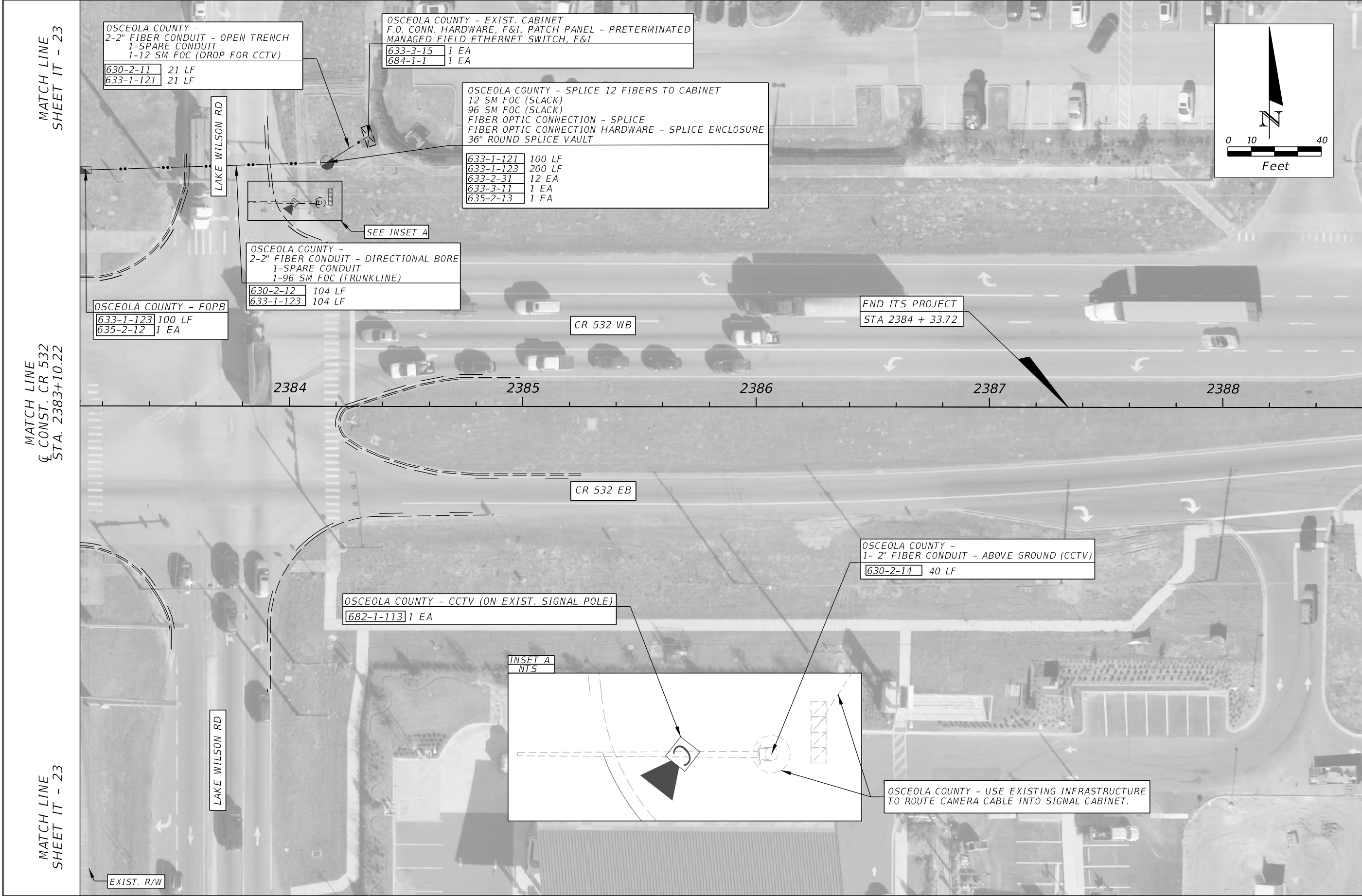
REVISIONS				ROBERTO CARLO ADAIR, P.E. P.E. LICENSE NUMBER 73917 HNTB CORPORATION 610 CRESCENT EXECUTIVE COURT SUITE 400, LAKE MARY, FL 32746 VENDOR NO. F431623092-009	STATE OF FLORIDA DEPARTMENT OF TRANSPORTATION			ITS PLAN SHEET	SHEET NO.
DATE	DESCRIPTION	DATE	DESCRIPTION						IT-22
					ROAD NO.	COUNTY	FINANCIAL PROJECT ID		
					CR 532	OSCEOLA	444187-1-52-01		





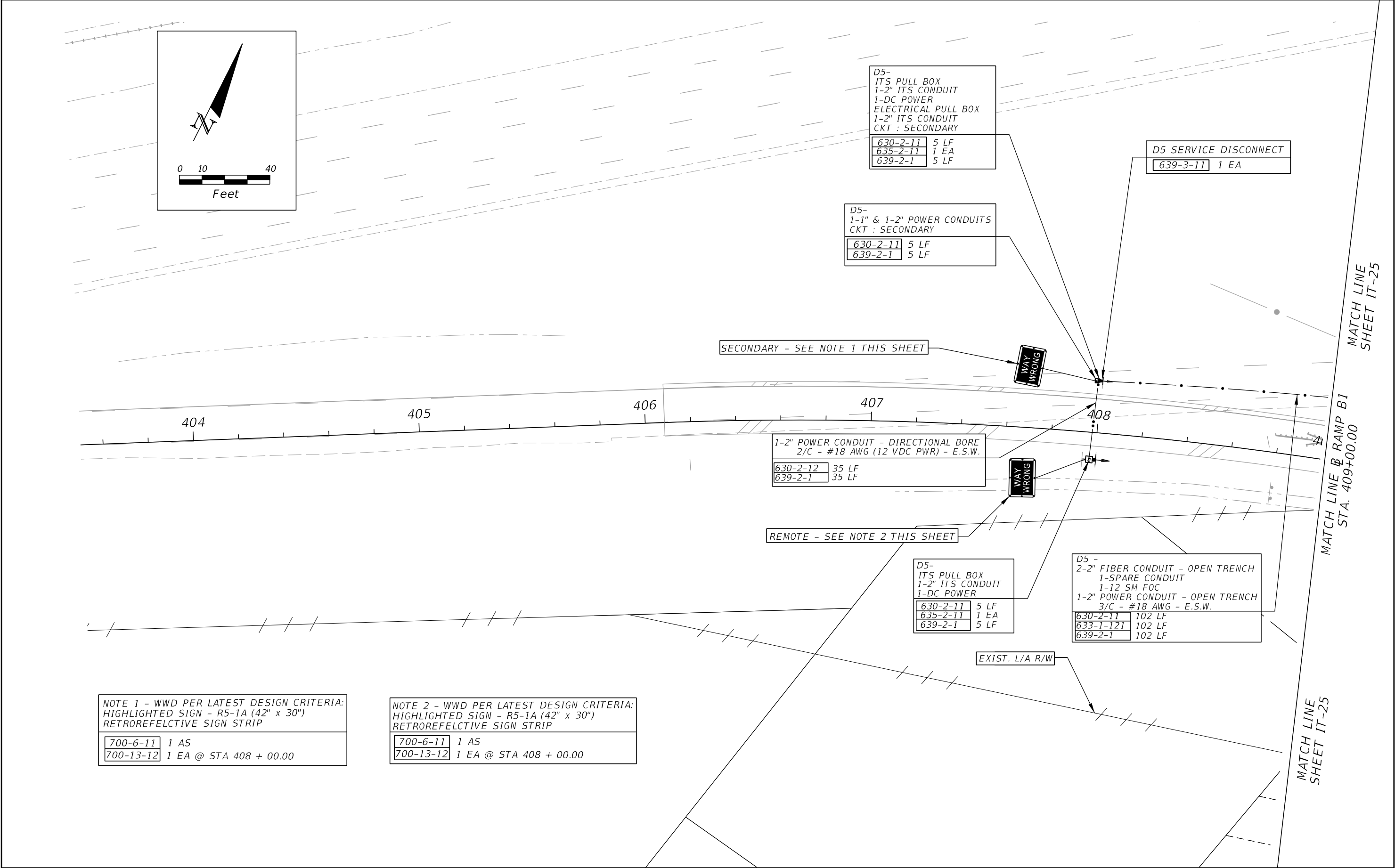
REVISIONS				ROBERTO CARLO ADAIR, P.E. P.E. LICENSE NUMBER 73917 HNTB CORPORATION 610 CRESCENT EXECUTIVE COURT SUITE 400, LAKE MARY, FL 32746 VENDOR NO. F431623092-009	STATE OF FLORIDA DEPARTMENT OF TRANSPORTATION			SHEET NO.  IT-23
DATE	DESCRIPTION	DATE	DESCRIPTION					
					ROAD NO.	COUNTY	FINANCIAL PROJECT ID	
					CR 532	OSCEOLA	444187-1-52-01	

THE OFFICIAL RECORD OF THIS SHEET IS THE ELECTRONIC FILE DIGITALLY SIGNED AND SEALED UNDER RULE 61G1-16.005, F.A.C.



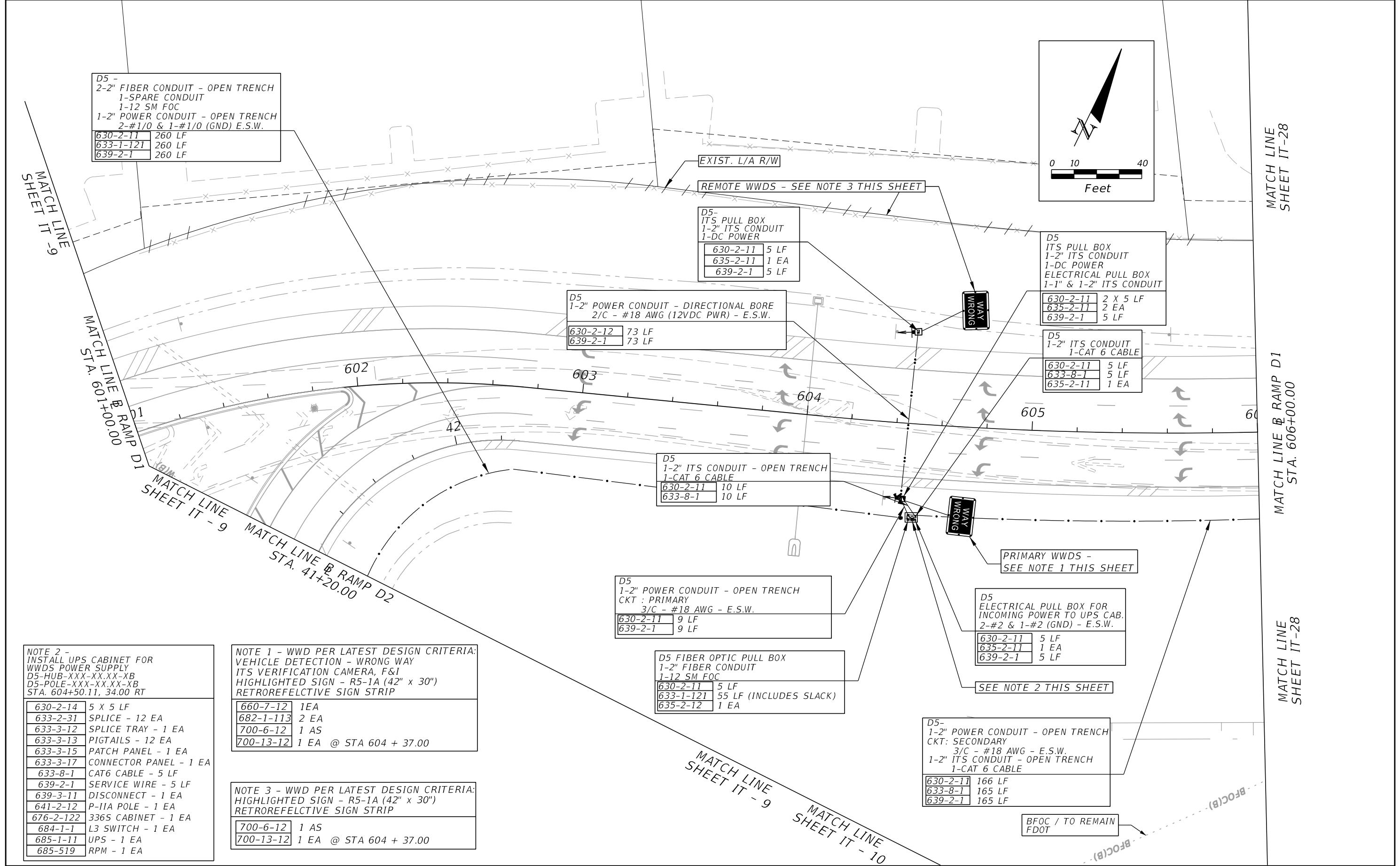
REVISIONS				ROBERTO CARLO ADAIR, P.E. P.E. LICENSE NUMBER 73917 HNTB CORPORATION 610 CRESCENT EXECUTIVE COURT SUITE 400, LAKE MARY, FL 32746 VENDOR NO. F431623092-009	STATE OF FLORIDA DEPARTMENT OF TRANSPORTATION			ITS PLAN SHEET	SHEET NO.
DATE	DESCRIPTION	DATE	DESCRIPTION		ROAD NO.	COUNTY	FINANCIAL PROJECT ID		
					CR 532	OSCEOLA	444187-1-52-01		IT-24



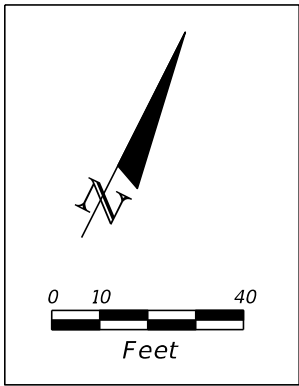


REVISIONS				ROBERTO CARLO ADAIR, P.E. P.E. LICENSE NUMBER 73917 HNTB CORPORATION 610 CRESCENT EXECUTIVE COURT SUITE 400, LAKE MARY, FL 32746 VENDOR NO. F431623092-009	STATE OF FLORIDA DEPARTMENT OF TRANSPORTATION			ITS PLAN SHEET	SHEET NO.
DATE	DESCRIPTION	DATE	DESCRIPTION		ROAD NO.	COUNTY	FINANCIAL PROJECT ID		
					CR 532	OSCEOLA	444187-1-52-01		IT-26





REVISIONS				ROBERTO CARLO ADAIR, P.E. P.E. LICENSE NUMBER 73917 HNTB CORPORATION 610 CRESCENT EXECUTIVE COURT SUITE 400, LAKE MARY, FL 32746 VENDOR NO. F431623092-009	STATE OF FLORIDA DEPARTMENT OF TRANSPORTATION			ITS PLAN SHEET	SHEET NO.  IT-27
DATE	DESCRIPTION	DATE	DESCRIPTION		ROAD NO.	COUNTY	FINANCIAL PROJECT ID		
					CR 532	OSCEOLA	444187-1-52-01		



REMOTE - SEE NOTE 1 THIS SHEET

D5- ITS PULL BOX 1-2" ITS CONDUIT 1-DC POWER	
630-2-11	5 LF
635-2-11	1 EA
639-2-1	5 LF

D5- 1-2" POWER CONDUIT - DIRECTIONAL BORE 2/C - #18 AWG (12VDC PWR) - E.S.W.	
630-2-12	52 LF
639-2-1	52 LF

EXIST. L/A R/W

MATCH LINE  
SHEET IT-27

MATCH LINE @ RAMP D1  
STA. 606+00.00

607

608

609

D5- ITS PULL BOX 1-2" ITS CONDUIT 1-DC POWER ELECTRICAL PULL BOX 1-2" ITS CONDUIT CKT : SECONDARY	
630-2-11	5 LF
635-2-11	1 EA
639-2-1	5 LF

D5- 1-2" POWER CONDUIT - OPEN TRENCH CKT: SECONDARY 3/C - #18 AWG - E.S.W. 1-2" ITS CONDUIT - OPEN TRENCH 1-CAT 6 CABLE	
630-2-11	476 LF
633-8-1	476 LF
639-2-1	476 LF

D5 - SERVICE DISCONNECT	
639-3-11	1 EA

D5- 1-1" & 1-2" POWER CONDUITS CKT : SECONDARY	
630-2-11	5 LF
639-2-1	5 LF

BFOC / TO REMAIN  
FDOT ITS

SECONDARY - SEE NOTE 2 THIS SHEET

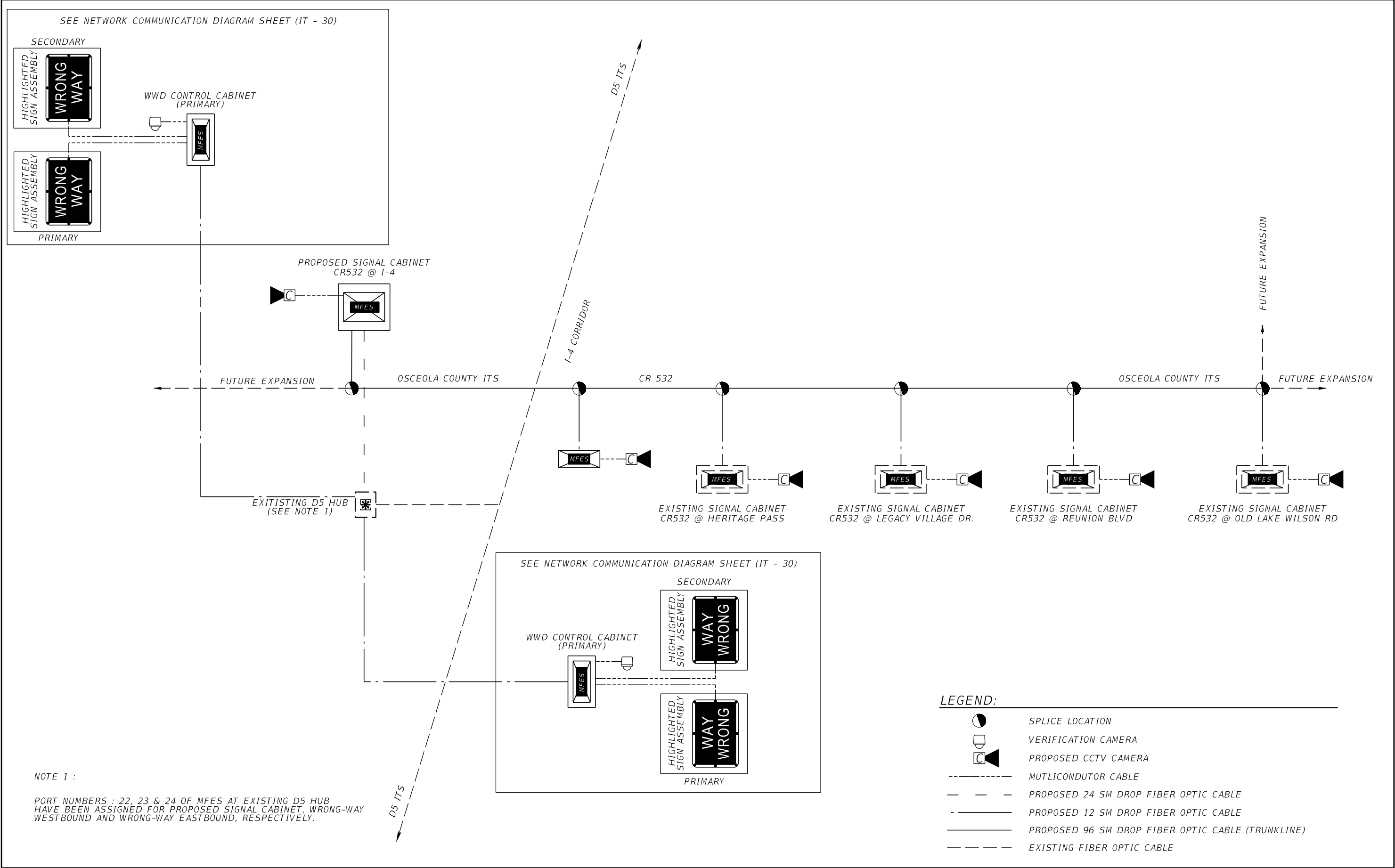
NOTE 1 - WWD PER LATEST DESIGN CRITERIA:  
HIGHLIGHTED SIGN - R5-1A (42" x 30")  
RETROREFELCTIVE SIGN STRIP

700-6-11	1 AS
700-13-12	1 EA @ STA 610 + 51.00

NOTE 2 - WWD PER LATEST DESIGN CRITERIA:  
HIGHLIGHTED SIGN - R5-1A (42" x 30")  
RETROREFELCTIVE SIGN STRIP

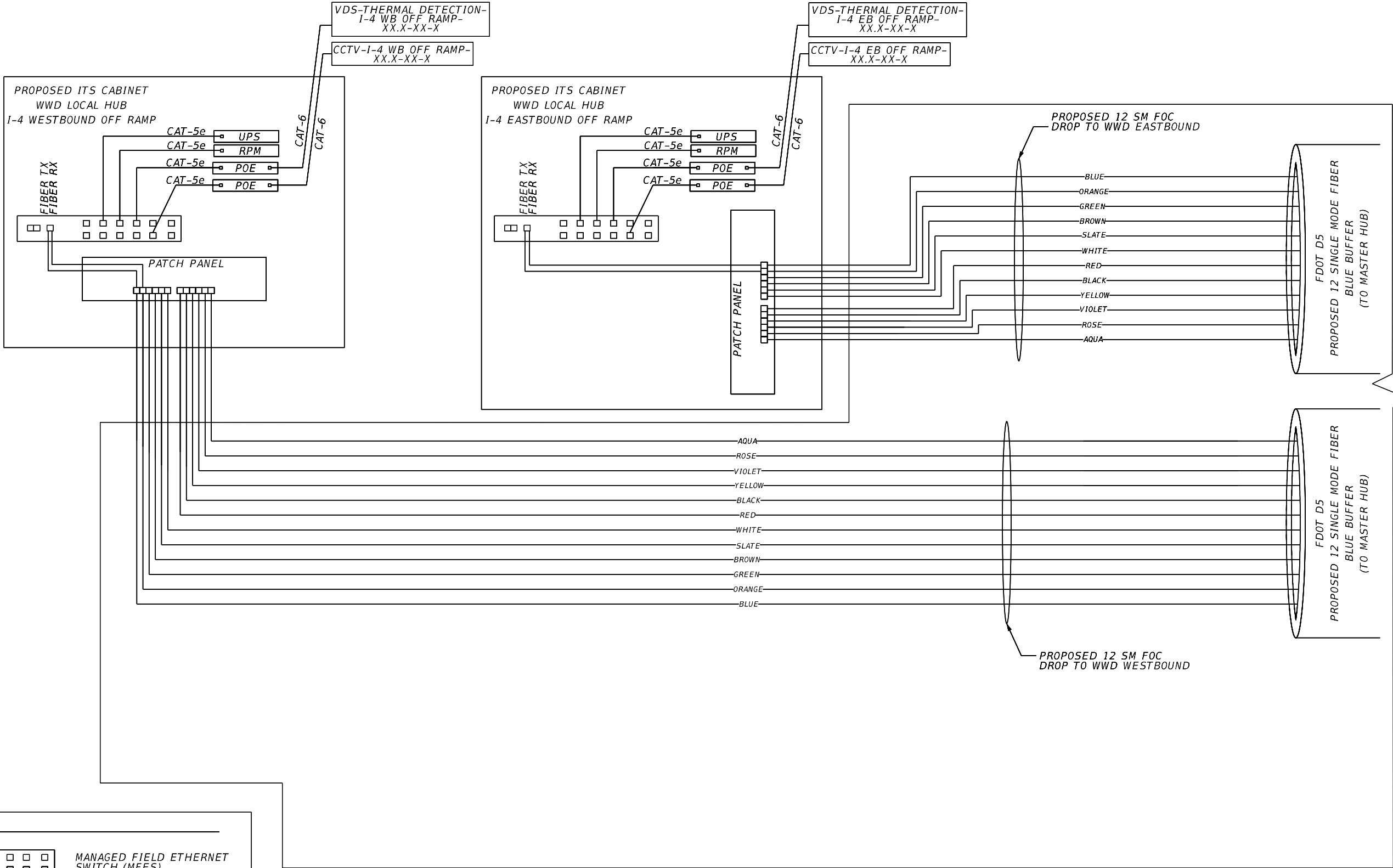
700-6-11	1 AS
700-13-12	1 EA @ STA 610 + 51.00

REVISIONS				ROBERTO CARLO ADAIR, P.E. P.E. LICENSE NUMBER 73917 HNTB CORPORATION 610 CRESCENT EXECUTIVE COURT SUITE 400, LAKE MARY, FL 32746 VENDOR NO. F431623092-009	STATE OF FLORIDA DEPARTMENT OF TRANSPORTATION			ITS PLAN SHEET	SHEET NO.
DATE	DESCRIPTION	DATE	DESCRIPTION		ROAD NO.	COUNTY	FINANCIAL PROJECT ID		
					CR 532	OSCEOLA	444187-1-52-01		IT-28



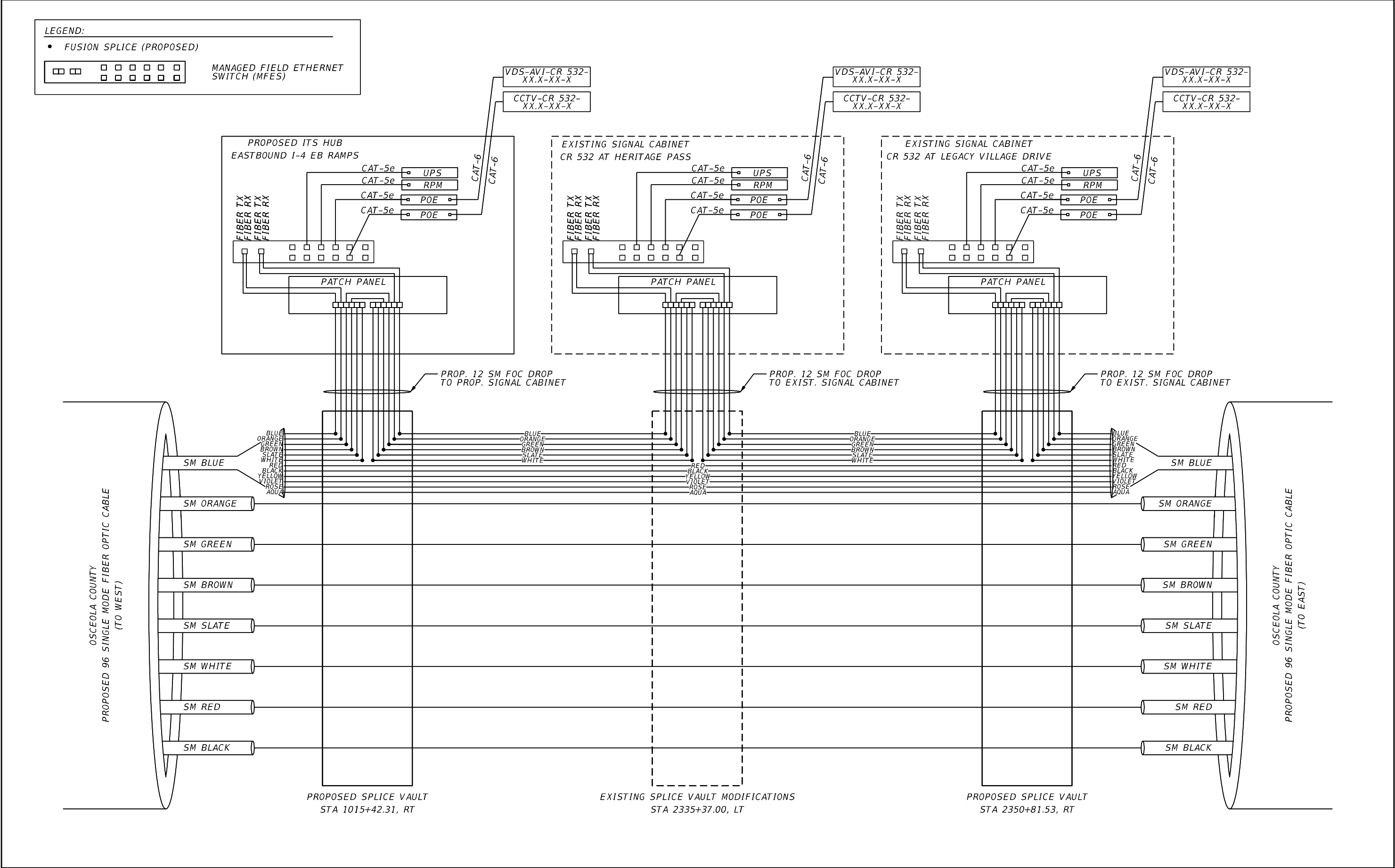
REVISIONS				ROBERTO CARLO ADAIR, P.E. P.E. LICENSE NUMBER 73917 HNTB CORPORATION 610 CRESCENT EXECUTIVE COURT SUITE 400, LAKE MARY, FL 32746 VENDOR NO. F431623092-009	STATE OF FLORIDA DEPARTMENT OF TRANSPORTATION			NETWORK COMMUNICATION DIAGRAM	SHEET NO.
DATE	DESCRIPTION	DATE	DESCRIPTION		ROAD NO.	COUNTY	FINANCIAL PROJECT ID		
					CR 532	OSCEOLA	444187-1-52-01		IT-29





REVISIONS				ROBERTO CARLO ADAIR, P.E. P.E. LICENSE NUMBER 73917 HNTB CORPORATION 610 CRESCENT EXECUTIVE COURT SUITE 400, LAKE MARY, FL 32746 VENDOR NO. F431623092-009	STATE OF FLORIDA DEPARTMENT OF TRANSPORTATION			FIBER OPTIC SPLICE DIAGRAM (1)	SHEET NO.
DATE	DESCRIPTION	DATE	DESCRIPTION		ROAD NO.	COUNTY	FINANCIAL PROJECT ID		
					CR 532	OSCEOLA	444187-1-52-01		IT-31

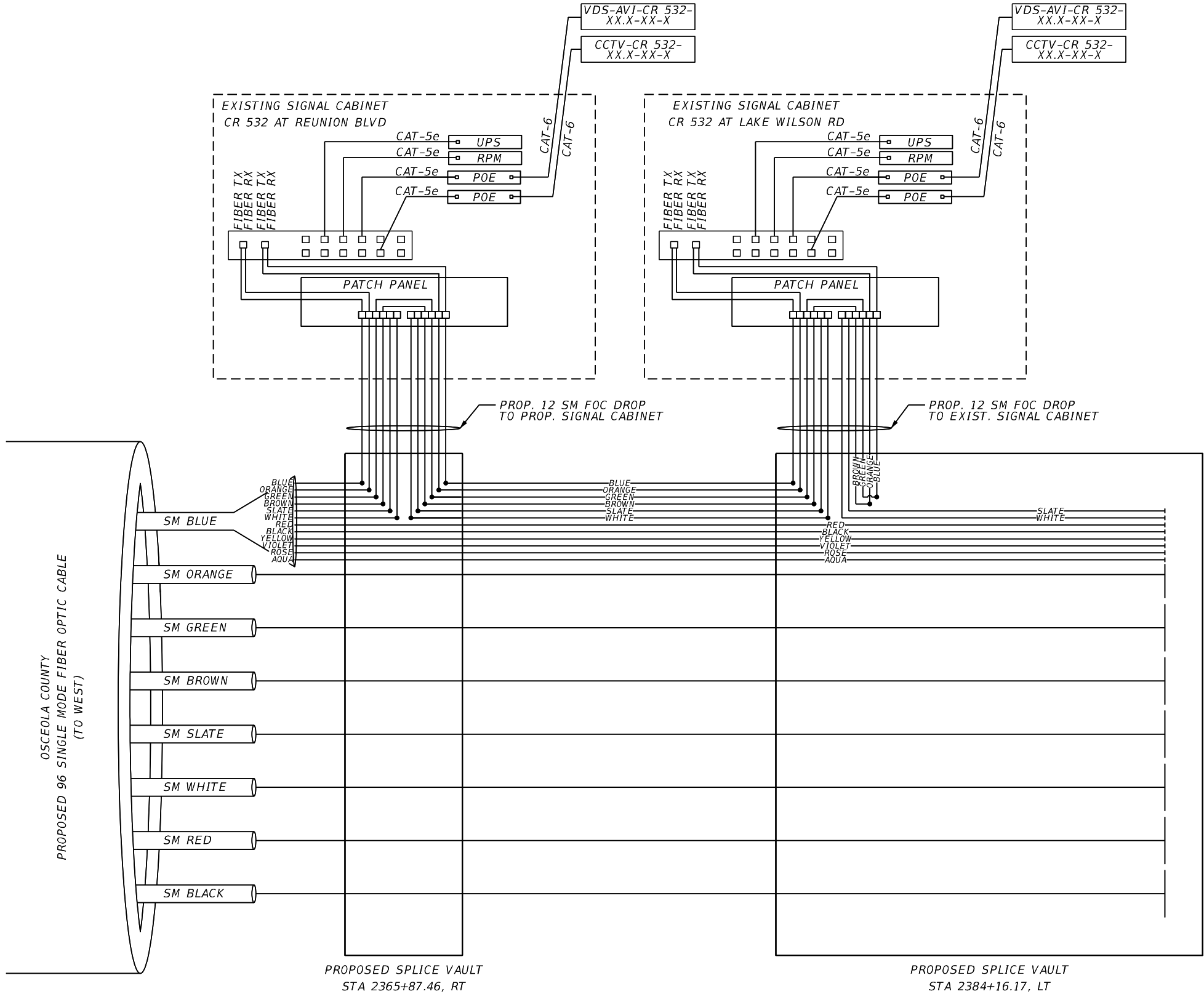




LEGEND:

- FUSION SPLICE (PROPOSED)
- UNTERMINATED FIBER (CAP AND COIL)

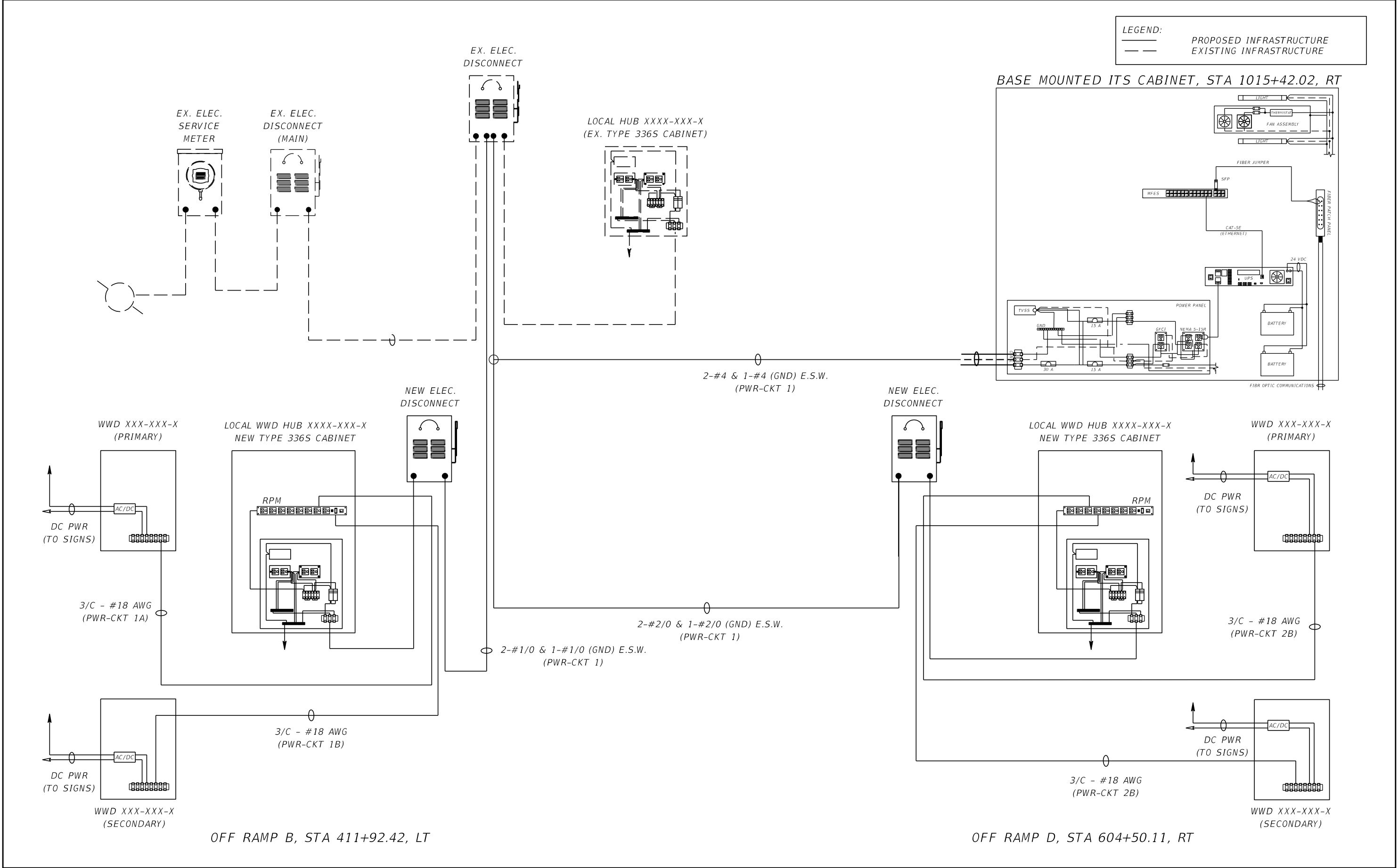
MANAGED FIELD ETHERNET SWITCH (MFES)



REVISIONS				ROBERTO CARLO ADAIR, P.E. P.E. LICENSE NUMBER 73917 HNTB CORPORATION 610 CRESCENT EXECUTIVE COURT SUITE 400, LAKE MARY, FL 32746 VENDOR NO. F431623092-009	STATE OF FLORIDA DEPARTMENT OF TRANSPORTATION			FIBER OPTIC SPLICE DIAGRAM (4)	SHEET NO.
DATE	DESCRIPTION	DATE	DESCRIPTION		ROAD NO.	COUNTY	FINANCIAL PROJECT ID		IT-34
					CR 532	OSCEOLA	444187-1-52-01		







REVISIONS				ROBERTO CARLO ADAIR, P.E. P.E. LICENSE NUMBER 73917 HNTB CORPORATION 610 CRESCENT EXECUTIVE COURT SUITE 400, LAKE MARY, FL 32746 VENDOR NO. F431623092-009	STATE OF FLORIDA DEPARTMENT OF TRANSPORTATION			ELECTRICAL SERVICE DETAILS	SHEET NO.  IT-36
DATE	DESCRIPTION	DATE	DESCRIPTION		ROAD NO.	COUNTY	FINANCIAL PROJECT ID		
					CR 532	OSCEOLA	444187-1-52-01		

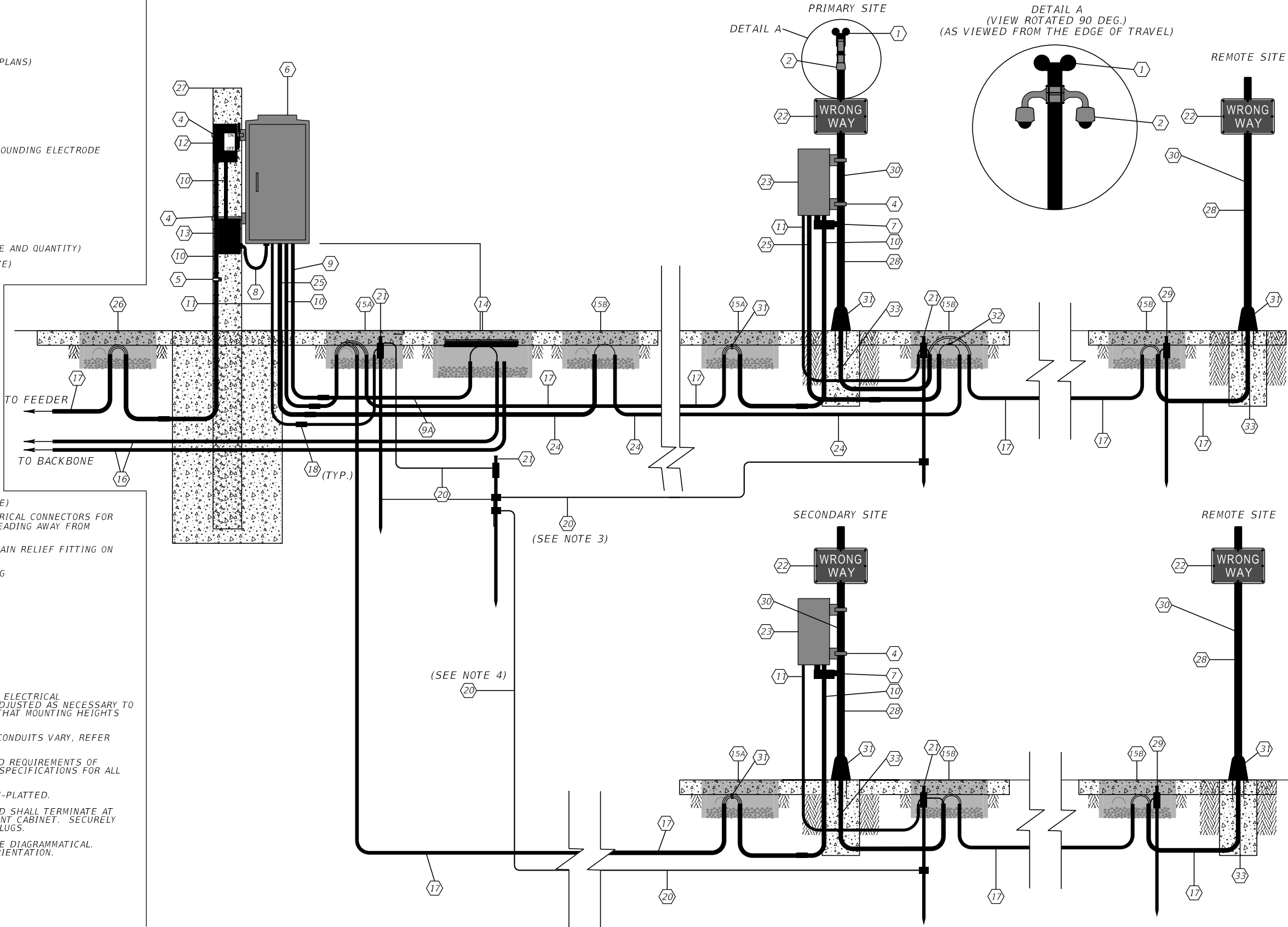
LEGEND:

- 1 THERMAL IMAGE DETECTION SYSTEM (ONE FORWARD, ONE REAR FACING)  
2 VERIFICATION CCTV CAMERA  
3 NOT USED  
4 STAINLESS STEEL STRAPS  
5 CONDUIT STRAPS (3' O.C. TYPICAL)  
6 TYPE 336S POLE MOUNTED CABINET (ORIENTATION PER PLANS)  
7 TYPE LB 2" CONDUIT  
8 1" LIQUID TIGHT FLEXIBLE METAL CONDUIT FOR POWER  
9 2" RGS CONDUIT (FIBER)  
9A 2" HDPE CONDUIT (FIBER)  
10 2" RMC CONDUIT (POWER)  
11 1" RGS CONDUIT FOR CABINET #2 AWG BARE COPPER GROUNDING ELECTRODE CONDUCTOR (BOND TO GROUNDING ROD)  
12 ELECTRICAL DISCONNECT  
13 AC TRANSFORMER (WHEN REQUIRED)  
14 FIBER OPTIC PULL BOX  
15A ELECTRICAL PULL BOX (120V UPS OUTPUT)  
15B ELECTRICAL PULL BOX (CAT-6/DC POWER)  
16 HDPE CONDUIT FOR FIBER (SEE PLAN SHEETS FOR SIZE AND QUANTITY)  
17 HDPE CONDUIT FOR POWER (SEE PLAN SHEETS FOR SIZE)  
18 CONDUIT COUPLER  
19 NOT USED  
20 #2 AWG BARE SOLID COPPER GROUNDING ELECTRODE CONDUCTOR (BOND TO GROUNDING ROD)  
21 5/8" X 20' MIN. GROUNDING ELECTRODE (EXTEND OR ADD ADDITIONAL GROUND RODS TO ACHIEVE 5 OHM MAX. RESISTANCE TO GROUND) ROD PLACEMENT PER FDOT INDEX 641-020  
22 WRONG WAY HIGHLIGHTED SIGN PANEL (R5-1A)  
23 NEMA 3R POLE MOUNTED CABINET (ORIENTATION PER SITE DETAILS)  
24 ITS HDPE CONDUIT (SEE PLAN SHEETS FOR SIZE)  
25 2" RMC CONDUIT (CAT-6)  
26 ELECTRICAL PULL BOX (POWER TO LOCAL HUB)  
27 TYPE P-II SERVICE POLE  
28 ALUMINUM SIGN POST WITH TRANSFORMER BASE PER STANDARD INDEX 700-120. INSTALL TOP CAP.  
29 5/8" X 20' MIN. GROUNDING ELECTRODE  
30 RETROREFLECTIVE SIGN STRIP (RED, 2' LENGTH, 2" WIDE)  
31 ONE-POLE, NON-FUSED, WATERTIGHT BREAKAWAY ELECTRICAL CONNECTORS FOR POWER. INSTALL STRAIN RELIEF FITTING ON CONDUIT LEADING AWAY FROM BREAKAWAY POST  
32 BREAKAWAY CONNECTOR FOR CAT-6 CABLE, INSTALL STRAIN RELIEF FITTING ON CONDUIT LEADING AWAY FROM BREAKAWAY POST  
33 2" PVC CONDUIT (DC POWER/GND) EMBEDDED IN FOOTING

NOTES:

1. MOUNTING HEIGHT FOR POLE MOUNTED DEVICES, INCLUDING ELECTRICAL DISCONNECT, CABINETS, AND DEVICES MAY VARY AND BE ADJUSTED AS NECESSARY TO ACCOMMODATE ALL ITEMS FITTING ON THE POLE. ENSURE THAT MOUNTING HEIGHTS FACILITATE MAINTENANCE PERSONAL ACCESS.  
2. NUMBER AND CABLING USAGE OF PROPOSED UNDERGROUND CONDUITS VARY, REFER TO PLAN SHEETS FOR FURTHER DETAIL.  
3. ALL WORK SHALL MEET INSTALLATION, BONDING, AND GROUND REQUIREMENTS OF THE NATIONAL ELECTRIC CODE (NEC) AND FDOT STANDARD SPECIFICATIONS FOR ALL EQUIPMENT.  
4. BARE SOLID COPPER GROUNDING CONDUCTORS SHALL BE TIN-PLATTED.  
5. CONDUCTORS FOR EQUIPMENT CABINET BONDING AND GROUND SHALL TERMINATE AT A COPPER GROUND BUS BAR LOCATED WITHIN THE EQUIPMENT CABINET. SECURELY FASTEN CONDUCTORS TO GROUNDING BUS BAR WITH CABLE LUGS.  
6. CABINET AND SIGN PANEL ORIENTATION ON THIS DETAIL ARE DIAGRAMMATICAL. REFER TO PLAN SHEETS AND SITE DETAILS FOR ACTUAL ORIENTATION.


WWDS INSTALLATION DETAIL - HARDWIRE  
N.T.S.



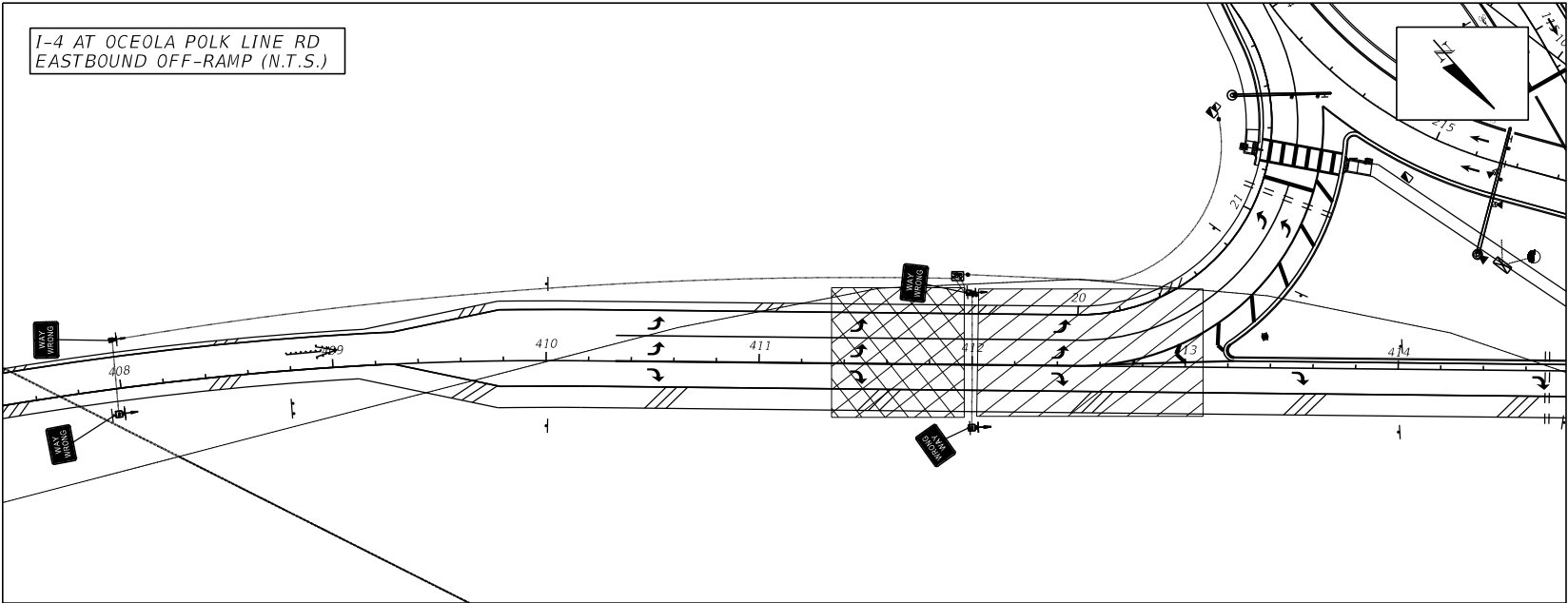
REVISIONS				ROBERTO CARLO ADAIR, P.E. P.E. LICENSE NUMBER 73917 HNTB CORPORATION 610 CRESCENT EXECUTIVE COURT SUITE 400, LAKE MARY, FL 32746 VENDOR NO. F431623092-009	STATE OF FLORIDA DEPARTMENT OF TRANSPORTATION			ITS INSTALLATION DETAILS	SHEET NO.  IT-37
DATE	DESCRIPTION	DATE	DESCRIPTION		ROAD NO.	COUNTY	FINANCIAL PROJECT ID		
					CR 532	OSCEOLA	444187-1-52-01		

- NOTES:**
- 1. INSTALL SENSORS FOR THERMAL DETECTION SYSTEM PER MANUFACTURER'S RECOMMENDATIONS. ENSURE SENSORS ARE MOUNTED A MINIMUM OF 20' ABOVE THE ROAD SURFACE CROWN ELEVATION.
  - 2. SENSORS SHALL BE POSITIONED TO PROVIDE COVERAGE FOR ALL RAMP LANES AND PAVED SHOULDERS. CONFIGURE FORWARD FACIUNG SENSOR FOR DETECTION ZONE AND REAR FACING SENSOR FOR VERIFICATION ZONE.
  - 3. DETECTION ZONES SHALL BE CONFIGURED TO ACTIVATE HGHLIGHTED LED SIGN AND BEGIN FLASHING SEQUENCE AT BOTH PRIMARY AND SECONDARY LOCATIONS.
  - 4. VERIFICATION ZONES SHALL BE CONFIGURED TO ACTUATE WRONG WAY DRIVING EVENT AND SEBSEQUENT REPSONSE ACTIVITIES.



I-4 AT OCEOLA POLK LINE RD  
WESTBOUND OFF-RAMP (N.T.S.)



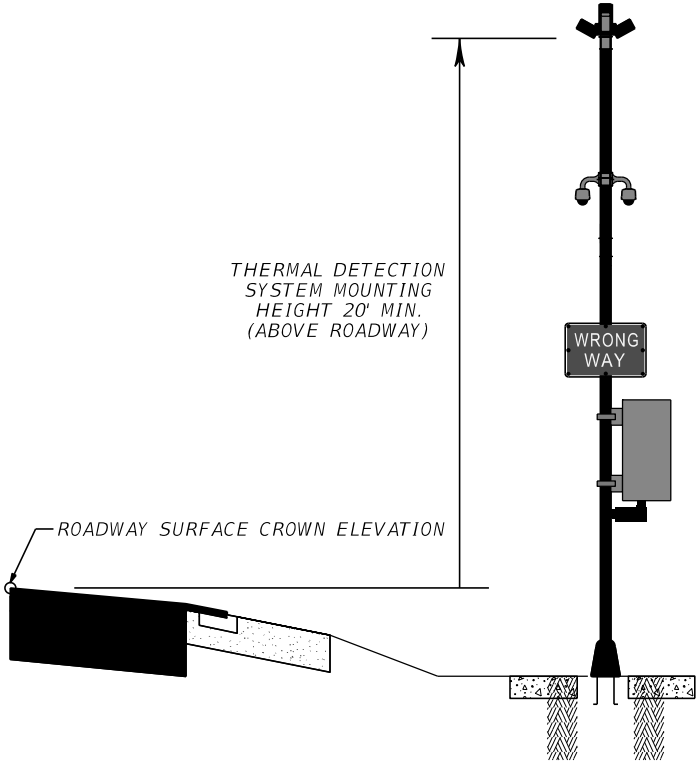
I-4 AT OCEOLA POLK LINE RD  
EASTBOUND OFF-RAMP (N.T.S.)



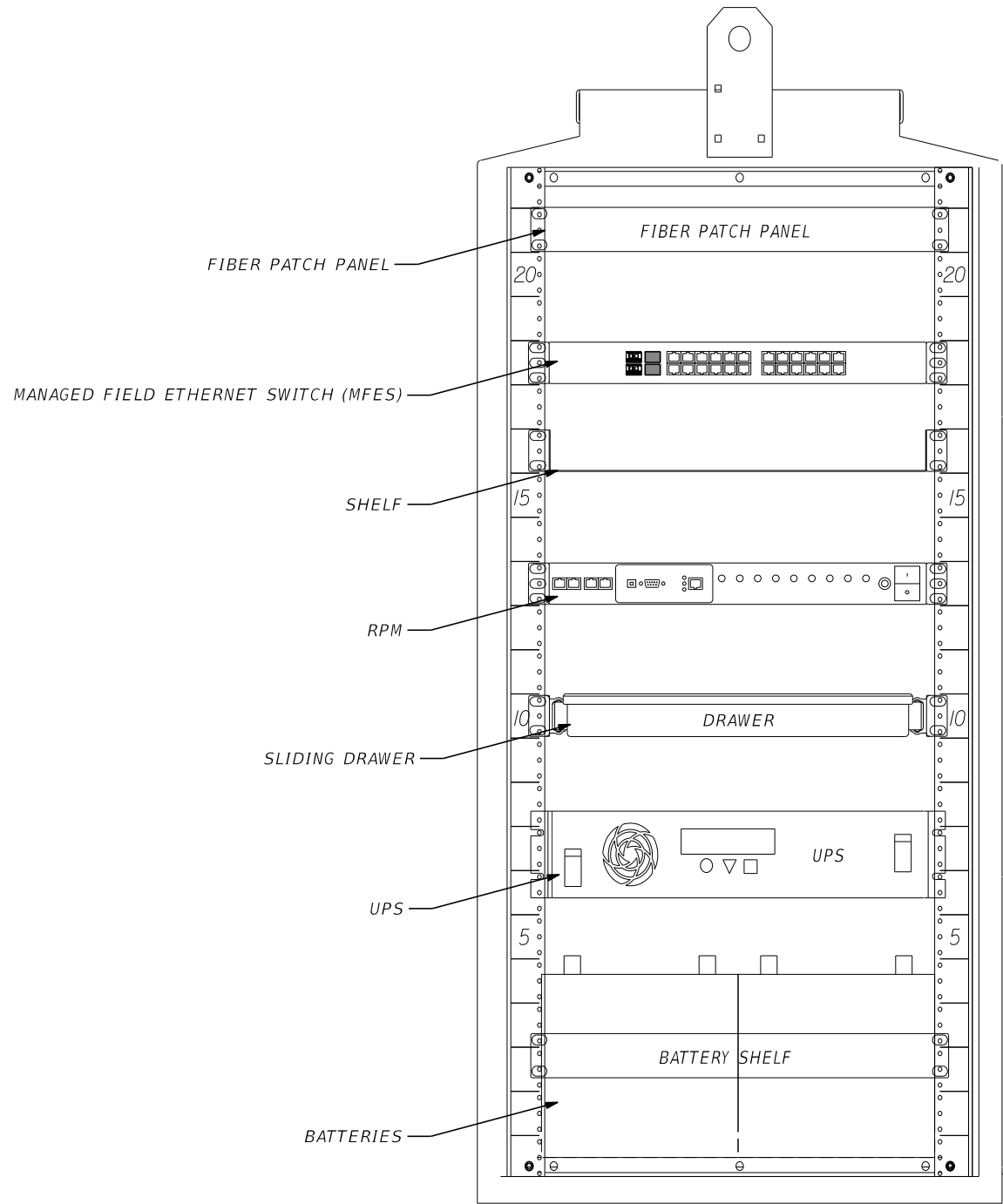
**LEGEND:**

-  DETECTION ZONE (ACTIVATION OF HIGHLIGHTED LED SIGNS) (MAX 200', PER 20' MOUNTING HEIGHT)
-  VERIFICATION ZONE (ACTUATE WRONG WAY DRIVING EVENT) (MAX 75', PER 20' MOUNTING HEIGHT)

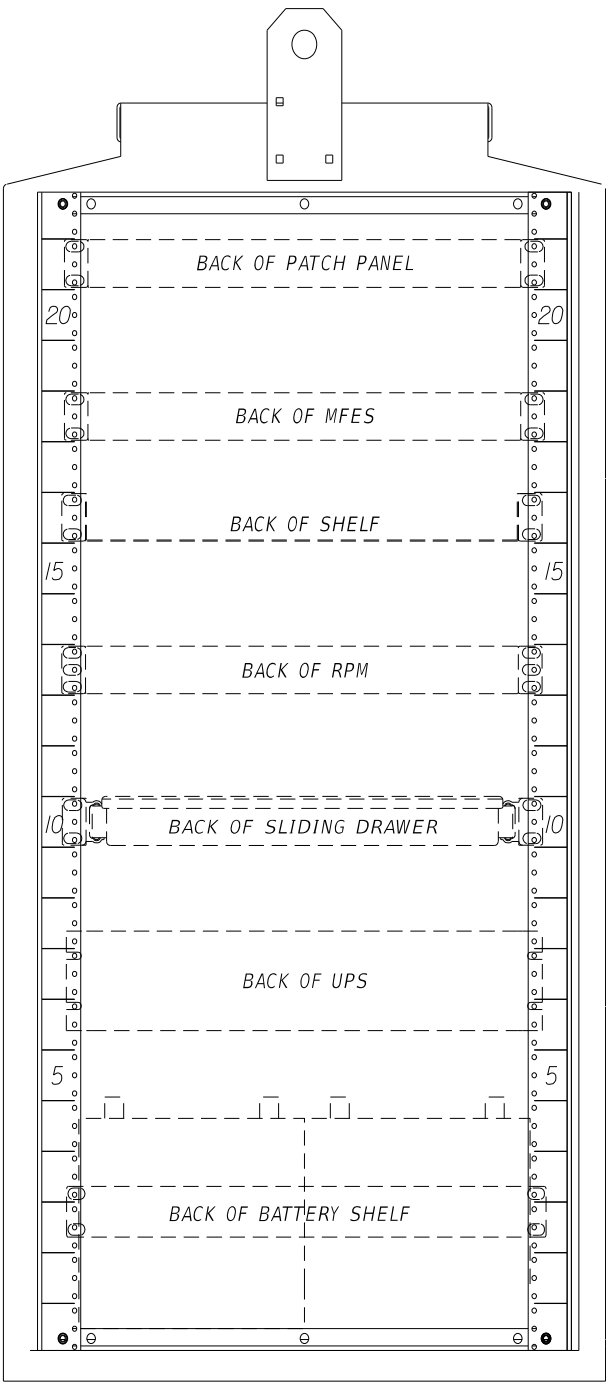
THERMAL DETECTION  
SYSTEM MOUNTING  
HEIGHT 20' MIN.  
(ABOVE ROADWAY)



REVISIONS				ROBERTO CARLO ADAIR, P.E. P.E. LICENSE NUMBER 73917 HNTB CORPORATION 610 CRESCENT EXECUTIVE COURT SUITE 400, LAKE MARY, FL 32746 VENDOR NO. F431623092-009	STATE OF FLORIDA DEPARTMENT OF TRANSPORTATION			COVER AGE AREA DETAILS	SHEET NO.  IT-38
DATE	DESCRIPTION	DATE	DESCRIPTION		ROAD NO.	COUNTY	FINANCIAL PROJECT ID		
					CR 532	OSCEOLA	444187-1-52-01		



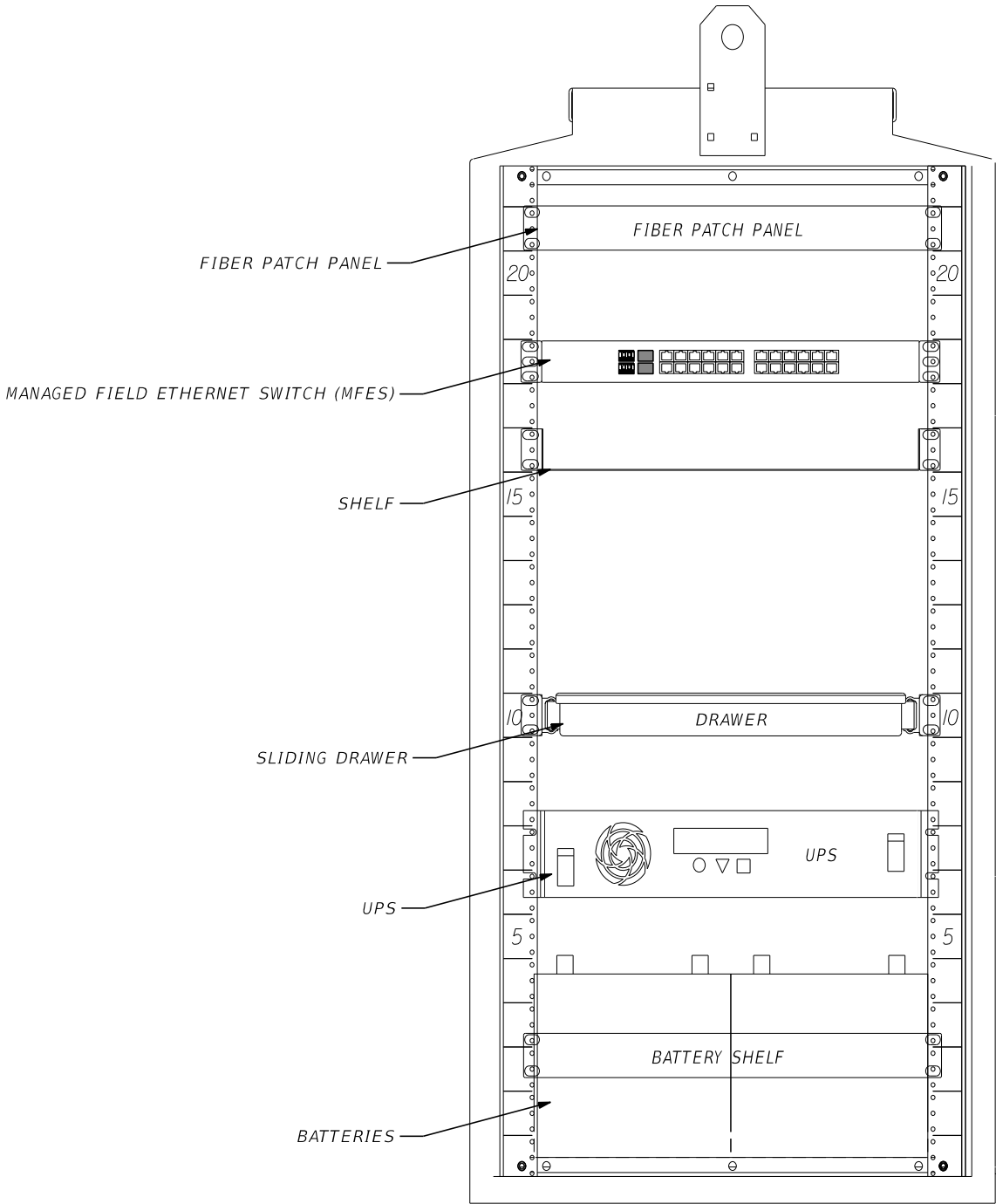
FRONT VIEW



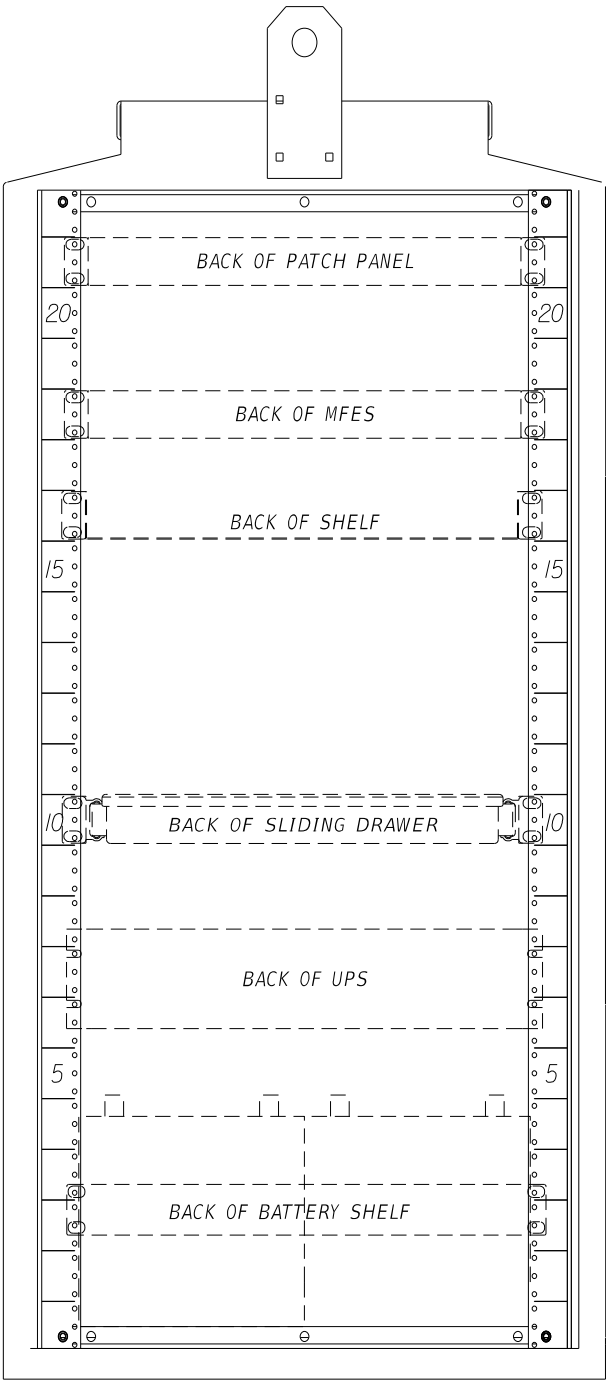
BACK VIEW

NEW TYPE 336S CABINET (MULTIPLE LOCATIONS)  
BASE LINE RAMP 2, STA 604+50.11, RT  
BASE LINE RAMP 1, STA 411+92.42, LT

REVISIONS				ROBERTO CARLO ADAIR, P.E. P.E. LICENSE NUMBER 73917 HNTB CORPORATION 610 CRESCENT EXECUTIVE COURT SUITE 400, LAKE MARY, FL 32746 VENDOR NO. F431623092-009	STATE OF FLORIDA DEPARTMENT OF TRANSPORTATION			CABINET DETAILS (WWD)	SHEET NO.
DATE	DESCRIPTION	DATE	DESCRIPTION		ROAD NO.	COUNTY	FINANCIAL PROJECT ID		
					CR 532	OSCEOLA	444187-1-52-01		IT-39



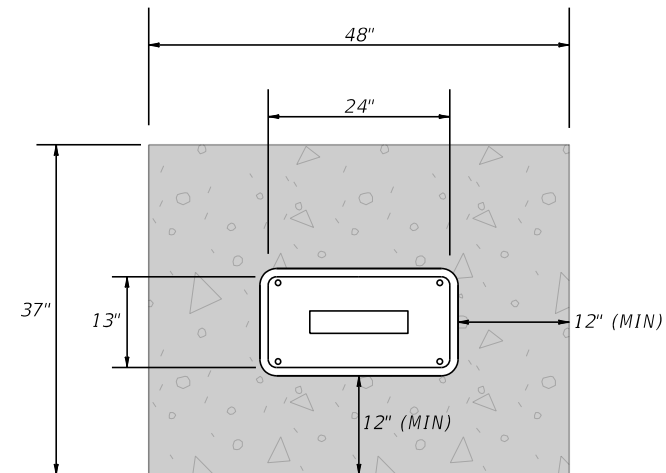
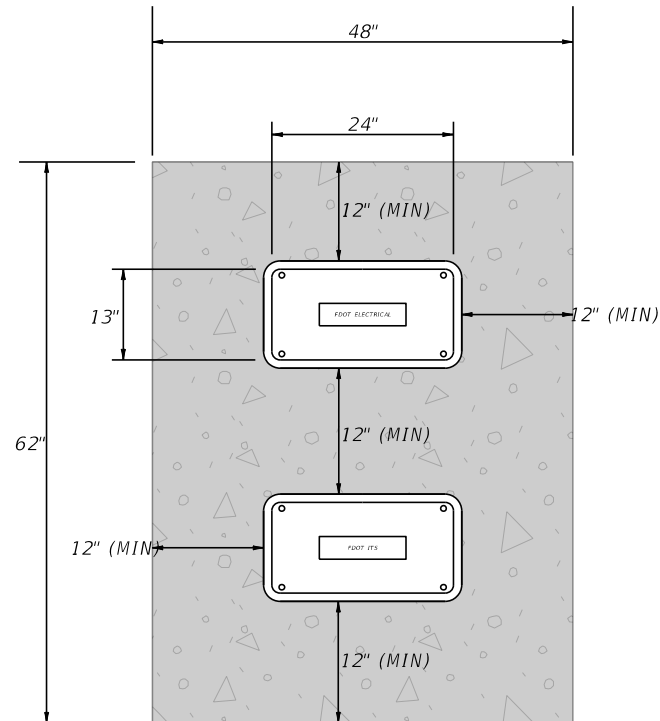
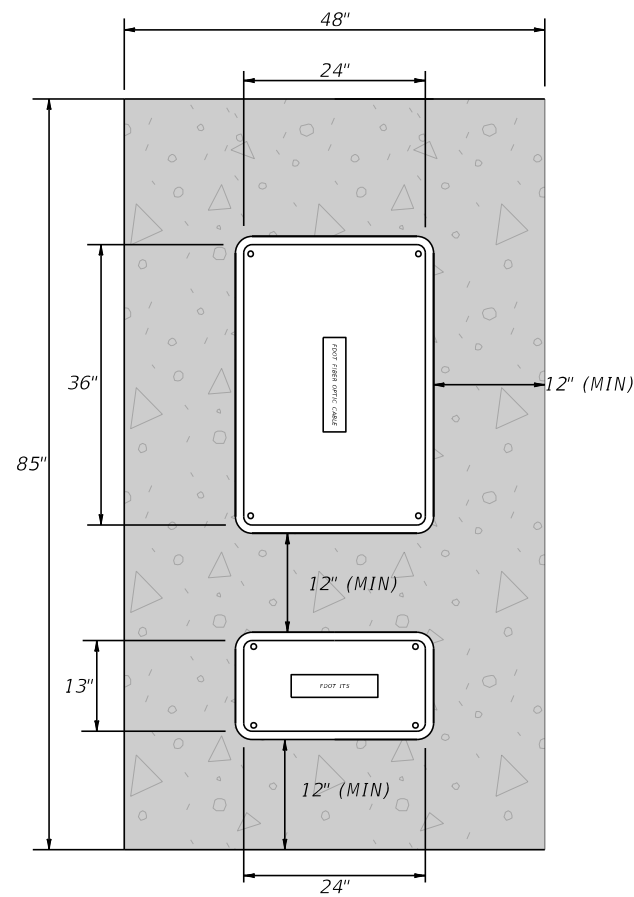
FRONT VIEW



BACK VIEW

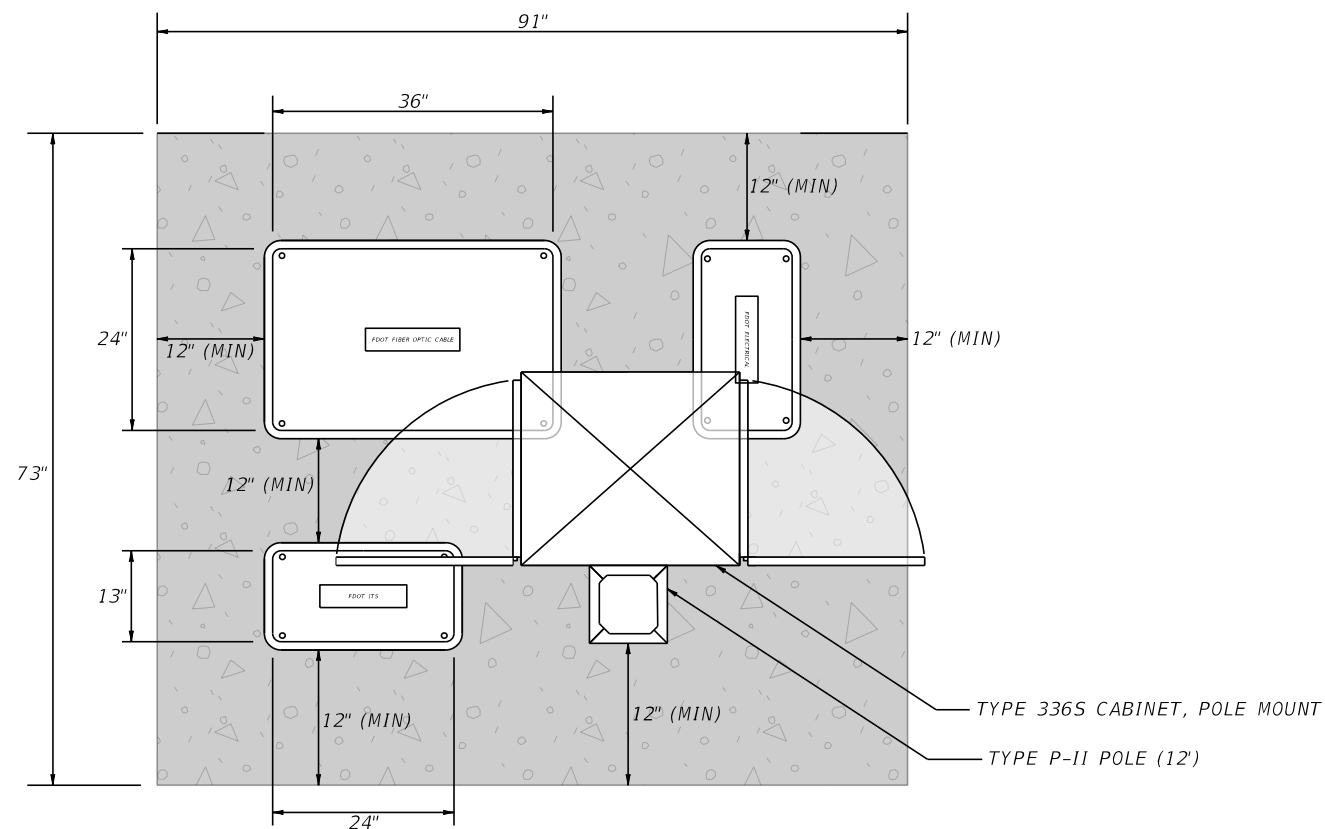
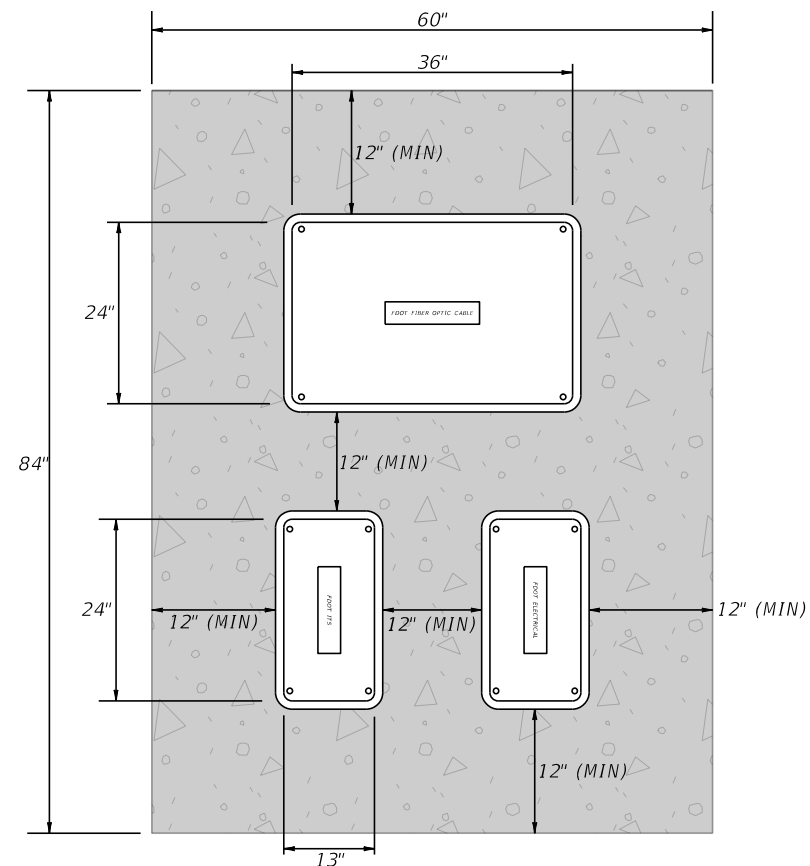
NEW TYPE 336S CABINET (CCTV)  
STA 1015+42.02, RT

REVISIONS				ROBERTO CARLO ADAIR, P.E. P.E. LICENSE NUMBER 73917 HNTB CORPORATION 610 CRESCENT EXECUTIVE COURT SUITE 400, LAKE MARY, FL 32746 VENDOR NO. F431623092-009	STATE OF FLORIDA DEPARTMENT OF TRANSPORTATION			CABINET DETAILS (CCTV)	SHEET NO.
DATE	DESCRIPTION	DATE	DESCRIPTION		ROAD NO.	COUNTY	FINANCIAL PROJECT ID		
					CR 532	OSCEOLA	444187-1-52-01		IT-40



NOTES:

1. REFER TO PLAN SHEETS FOR ADDITIONAL INFORMATION ON PULL BOX COVER LABELS FOR EACH LOCATION.
2. POLE MOUNTED TYPE 336S CABINET SHALL BE ORIENTED SUCH THAT THE DOORS OPEN ALLOWING A TECHNICIAN TO ACCESS INTERNAL EQUIPMENT WITHOUT HIS/HER BACK TO TRAFFIC.



PULL BOX COVER LABEL:

FDOT TRAFFIC MONITORING

FDOT ELECTRICAL

FDOT ITS

FDOT FIBER OPTIC CABLE

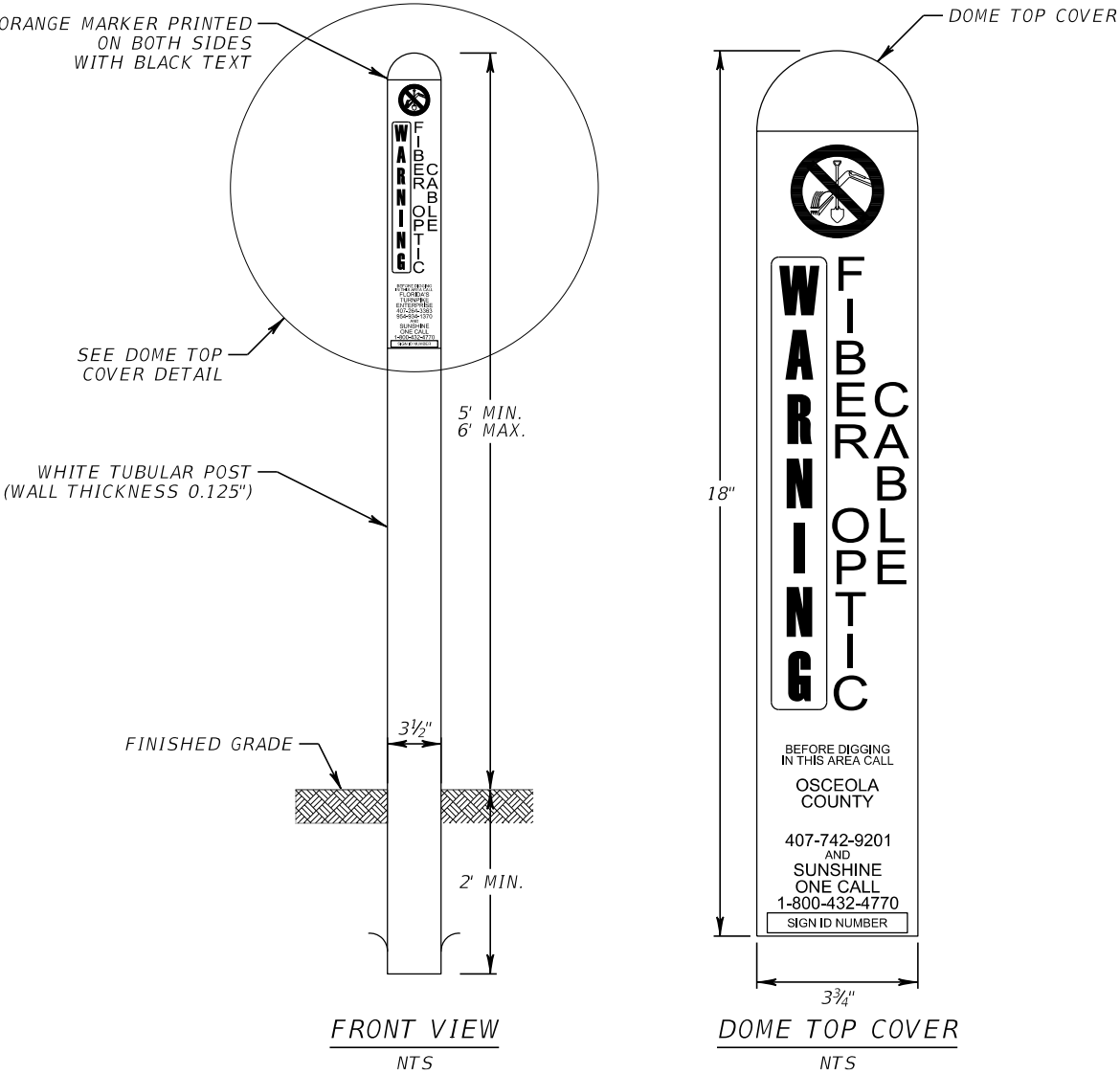
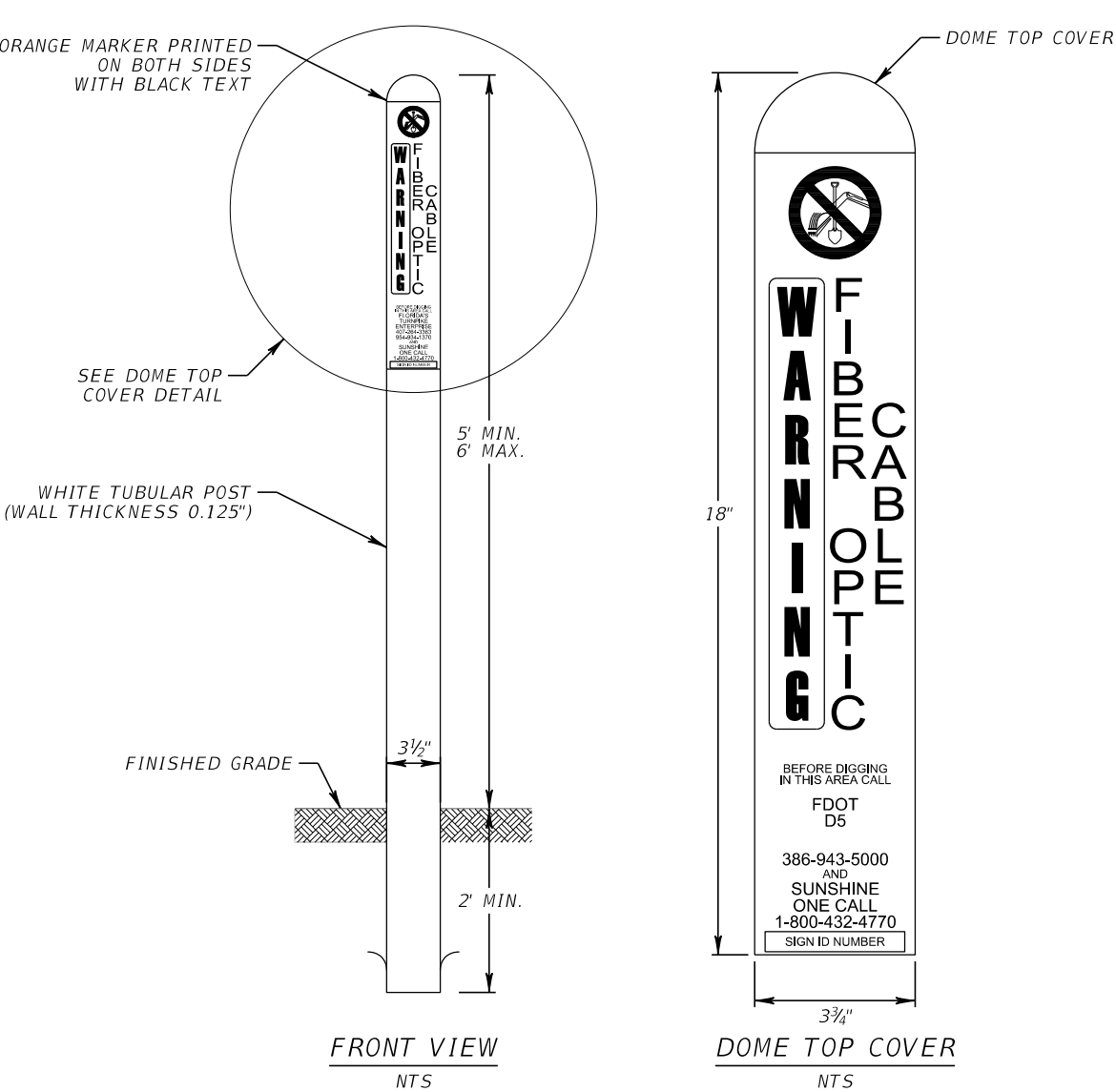
— TYPE 336S CABINET, POLE MOUNT

— TYPE P-II POLE (12')

REVISIONS				ROBERTO CARLO ADAIR, P.E. P.E. LICENSE NUMBER 73917 HNTB CORPORATION 610 CRESCENT EXECUTIVE COURT SUITE 400, LAKE MARY, FL 32746 VENDOR NO. F431623092-009	STATE OF FLORIDA DEPARTMENT OF TRANSPORTATION			<i>CONCRETE PAD DETAILS</i>	SHEET NO.
DATE	DESCRIPTION	DATE	DESCRIPTION		ROAD NO.	COUNTY	FINANCIAL PROJECT ID		IT-41
					CR 532	OSCEOLA	444187-1-52-01		

FDOT (D5) FIBER OPTIC CABLE ROUTE MARKER

OSCEOLA COUNTY FIBER OPTIC CABLE ROUTE MARKER



- NOTES:
- 1. A DOME TOP COVER SHALL BE INSTALLED ON EACH MARKER: ORANGE FOR FIBER.
  - 2. POST EMBEDMENT AND ANCHORING SHALL CONFORM TO MANUFACTURES RECOMMENDATIONS.

REVISIONS				ROBERTO CARLO ADAIR, P.E. P.E. LICENSE NUMBER 73917 HNTB CORPORATION 610 CRESCENT EXECUTIVE COURT SUITE 400, LAKE MARY, FL 32746 VENDOR NO. F431623092-009	STATE OF FLORIDA DEPARTMENT OF TRANSPORTATION			ROUTE MARKER DETAILS	SHEET NO.
DATE	DESCRIPTION	DATE	DESCRIPTION		ROAD NO.	COUNTY	FINANCIAL PROJECT ID		
					CR 532	OSCEOLA	444187-1-52-01		IT-42